

Analysis of responses to the audit consultation 2010

Full results

December 2010



Prepared by Anna Clark, Community Safety Analyst

Introduction & Methodology

This report summarises the responses to the Tackling Crime and Disorder Audit consultation that was carried out during the summer of 2010. A magazine was delivered to every household in the Borough in August 2010 which provided an update of what the Safer Stockton Partnership had done to tackle crime and disorder over the last three years. The back page was survey with reverse pre-paid postage asking residents what they thought should be and should not be priorities for the SSP and asked for up to six choices for overall priorities and also for subcategories of anti social behaviour. A copy of the survey is attached in appendix 1.

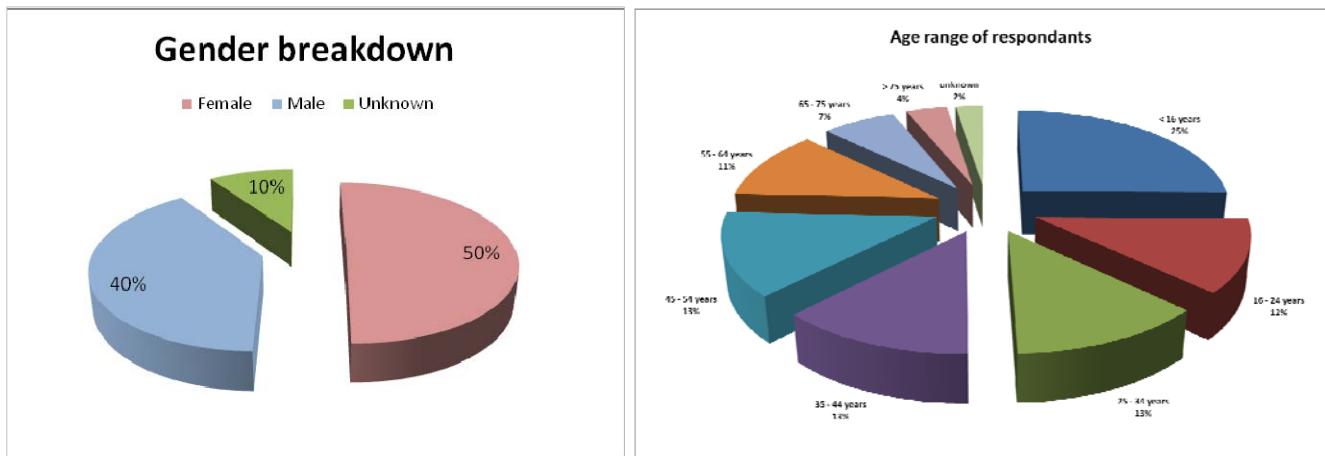
In addition to the postal surveys, extensive face to face consultation was carried out between August – October in various locations across the Borough to try and seek the views of more people. Interim analysis reports were periodically conducted to ensure that the consultation covered a diverse range of people from different genders, age ranges, and ethnicities as well as focusing geographically to ensure a good response rate from each ward of the Borough.

The face to face consultation was very diverse covering events such as fun days and blood donor sessions, going to various meetings, residents groups and schools to targeting people at supermarkets, factories and in Stockton Town Centre on market days. The consultation was not limited to residents of the Borough, and visitors and people who work in Stockton were encouraged to participate.

A total of 5,222 responses were achieved, which is an excess of 4% on the original target of 5,000. The vast majority of surveys (80%) were completed face to face (including schools) with only 17% being received via the post, and 3% being completed online.

Demographics

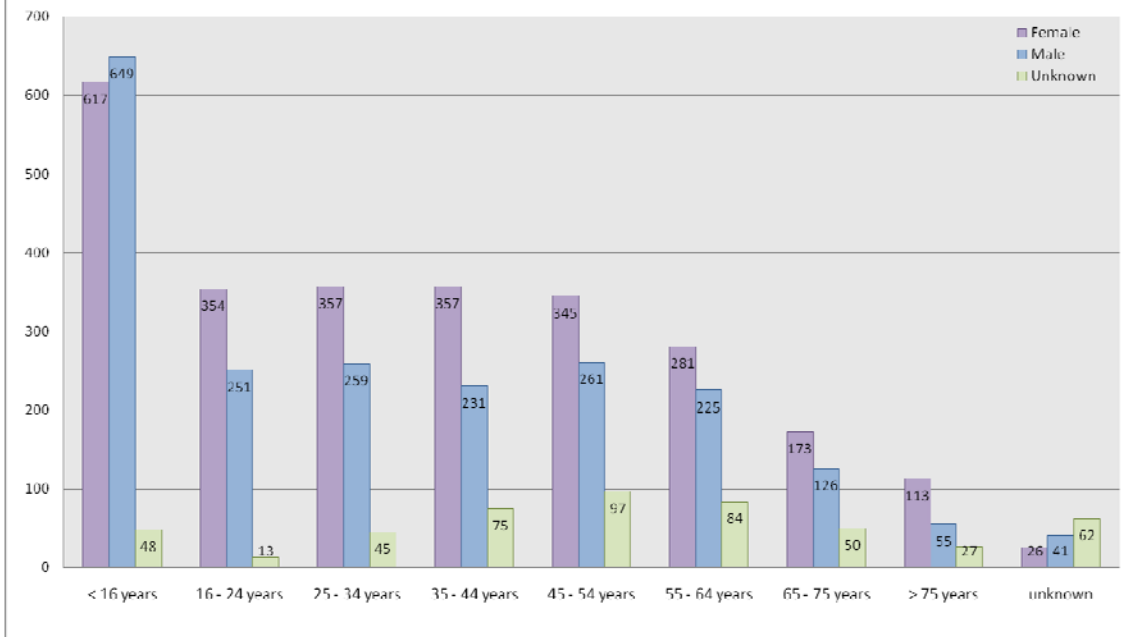
Of the respondents 50% were from females and 40% were from males, with the remaining 11% of respondents preferring not to state their gender. The current population breakdown¹ by gender is 51% female & 49% male. The most common age category overall was the under 16 years representing 25% of overall respondents, which is largely due to the consultation sessions in schools. The current estimate is that 19% of the Borough's population are under 16 years, so this group are slightly over-represented and this should be considered in the consultation results. The least common age group was the over 75 years representing 4% overall, compared to 7% of the total Borough population. The graphs below show age and gender breakdown in more detail.



Females were most dominant in all age categories except for the under 16's and for those who chose to remain anonymous. A full breakdown of gender by each age group is shown below.

¹ All population breakdowns are sourced from the Tees Valley Unlimited statistics card 2010.

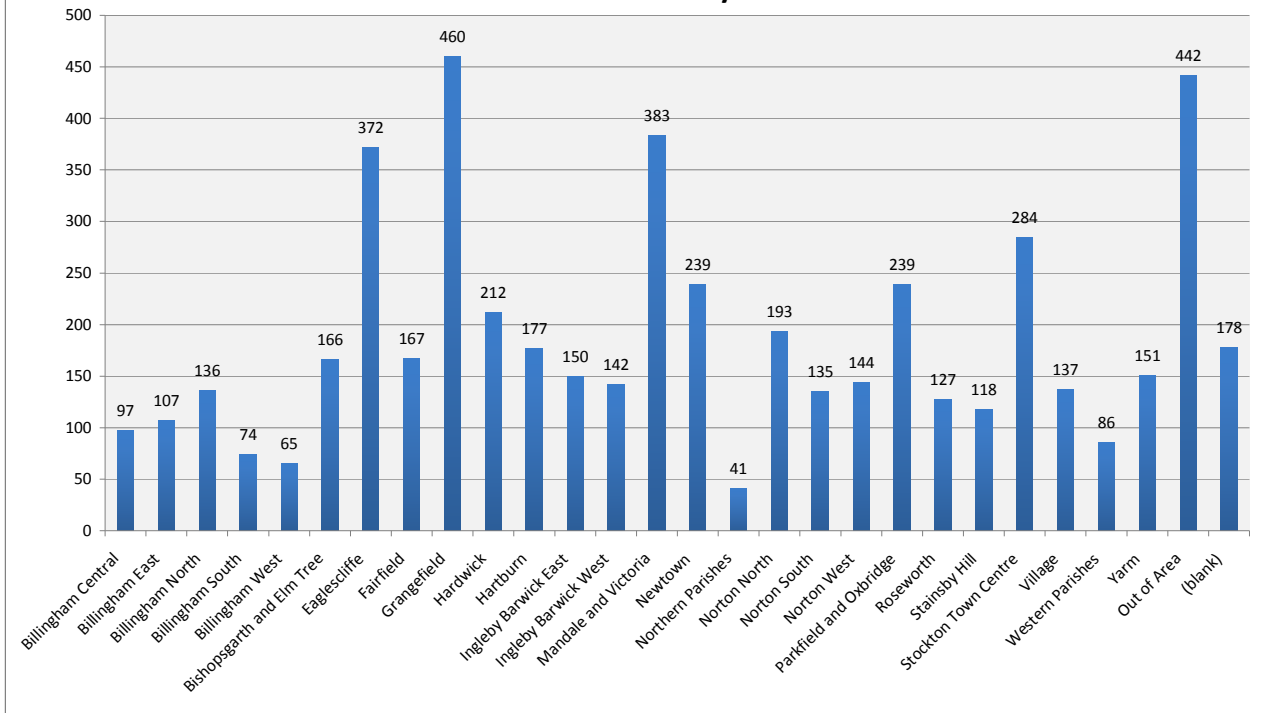
Age & gender breakdown of respondents

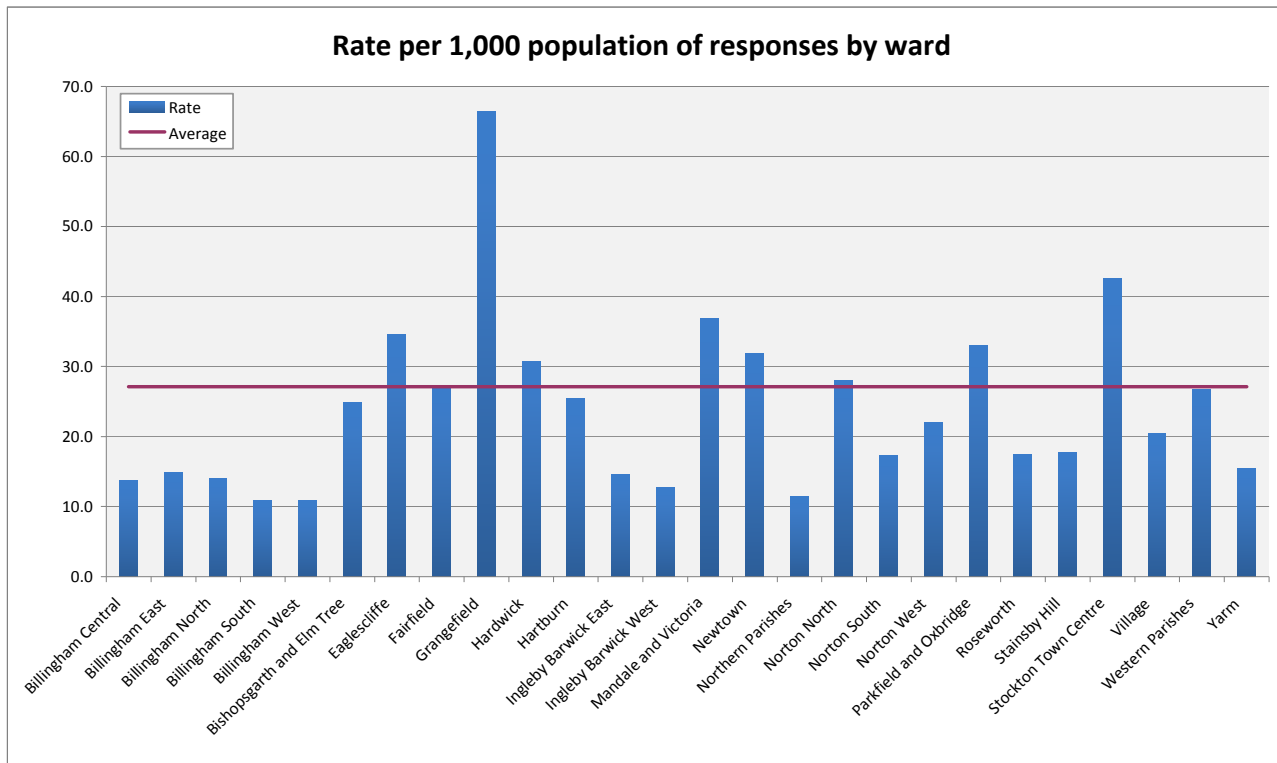


In terms of geography, 8% of respondents did not live in the Stockton borough and 3% choose to remain anonymous. Grangefield ward had the highest response rate, but this is largely due to the consultation sessions in Grangefield School. In total 74% of all respondents from Grangefield ward were aged under 16 years, which must be taken into consideration when looking at priorities by ward as responses are not likely to be representative of all residents of the ward. This is also true of Eaglescliffe ward where 63% of respondents were under 16 years, due to school consultation sessions.

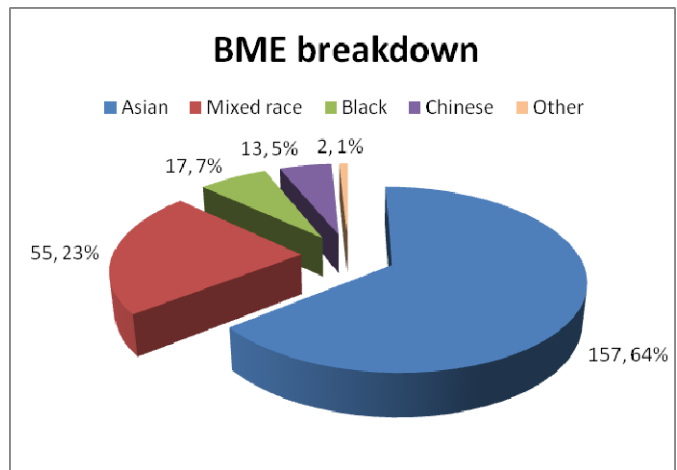
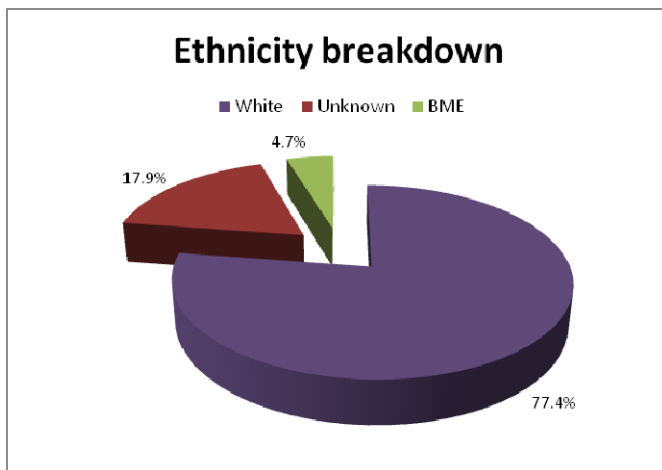
The wards with the lowest response rate were Billingham West and Billingham South, but all wards achieved at least a rate of 10.8 responses per 1,000 population. The bar charts below show responses by ward based on both total number of responses and the rate per 1,000 population of responses.

Number of forms by ward



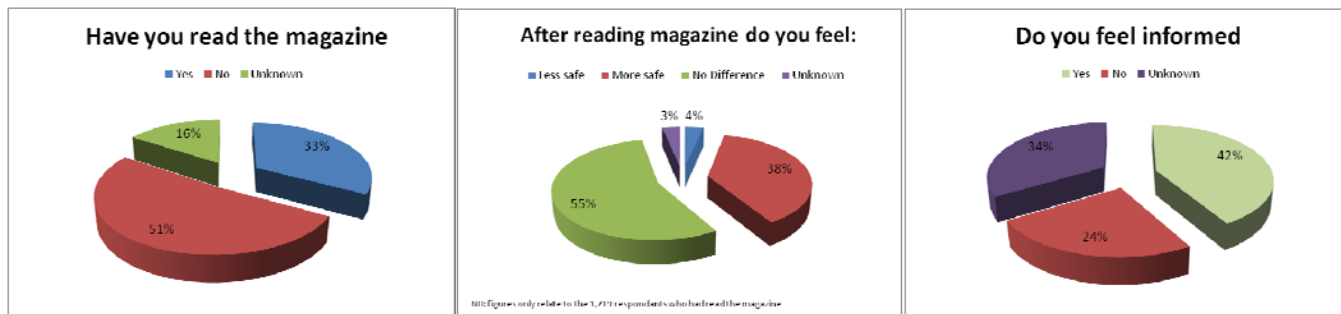


The overall proportion of respondents from the BME community was 4.7%, which is the same as the current estimate of non-white population. The most common BME ethnicity was Asian (64%), followed by mixed race (23%), and almost half of all BME respondents lived in three wards; Parkfield & Oxbridge (22%), Mandale & Victoria (14%) and Stockton Town Centre (13%). Of note 17.9% of respondents choose not to disclose their ethnicity.



For disability, 8% of respondents classed themselves as having a disability, 82% were not disabled and 10% left this field blank. The majority of those with a disability were over the age of 65 years.

In total only a third of all respondents had read the crime and disorder magazine, of which 38% said they felt safer after reading the magazine, 55% said they felt no difference and only 4% felt less safe. Overall 42% of respondents said that they did feel well informed of what SSP are doing to tackle crime and ASB.



Priorities

The **top six** overall crime priorities based on the net score are:

- Anti Social Behaviour
- Alcohol related crime / ASB
- Violent crime
- Drug related offending
- Criminal Damage
- Domestic Violence

The three lowest ranked overall crime priorities based on the net score are:

- Cycling on pavements
- Illicit tobacco
- Business / retail crime

The **top six** overall ASB concerns based on the net score are:

- Vandalism
- Alcohol misuse
- People being drunk rowdy
- Poor parental responsibility
- Threats / verbal abuse
- Street drinking

The three lowest ranked overall ASB concerns based on the net score are:

- Abandoned cars
- Trespassing
- Kerb crawling

Full scores and ranking are shown in the two tables below.

CATEGORY	SHOULD	SHOULD NOT	NET
Anti Social Behaviour	3,151	284	2,867
Alcohol related crime / ASB	2,630	341	2,289
Violent crime	2,308	164	2,144
Drug related offending	2,145	236	1,909
Criminal Damage	1,853	320	1,533
Domestic Violence	1,739	366	1,373
Robbery	1,427	225	1,202
Diverting YP from offending	1,676	585	1,091
Arson / deliberate fires	1,342	403	939
Dwelling burglary	1,229	321	908
Vehicle crime	868	447	421
Preventing violent extremism	733	458	275
Hate crime	836	659	177
Victim / witness support	847	706	141
Reducing reoffending	702	632	70
Road safety / speeding	994	936	58
OTHER	38	44	-6
Providing reassurance	350	1,084	-734
Business / retail crime	389	1,330	-941
Illicit tobacco	362	1,868	-1,506
Cycling on pavements	446	2,869	-2,423
Total	26,065	14,278	11,787

ASB CATEGORY	SHOULD	SHOULD NOT	NET
Vandalism	2,119	316	1,803
Alcohol misuse	2,113	427	1,686
People being drunk rowdy	1,861	412	1,449
Poor parental responsibility	1,956	544	1,412
Threats / verbal abuse	1,645	289	1,356
Street drinking	1,821	552	1,269
Littering / dumping rubbish	1,453	641	812
Throwing missiles	1,081	496	585
Dog fouling	1,704	1,177	527
Prostitution	1,210	874	336
Noise nuisance	1,140	846	294
Fly tipping	1,091	813	278
Graffiti	1,050	1,007	43
OTHER	63	36	27
Kerb crawling	1,040	1,062	-22
Trespassing	480	1,159	-679
Abandoned cars	543	1,577	-1,034
Begging	734	1,971	-1,237
Total	23,104	14,199	8,905

The top six priorities differed by demographic category. Some headline findings are:

- The results of the under 16 years age category differed the most; they were the only group not to choose ASB as the top priority opting for violent crime instead. The youngest age group also rated drug related offending higher than any other group, and alcohol related crime and ASB as the lowest within the top six.
- Females, the under 16s and the 16 – 34 year olds all rated domestic violence higher than the overall rankings.
- Males and BME residents ranked robbery as their sixth top priority.
- The over 65 year olds and disabled residents included dwelling burglary within their top six.
- The over 65 year olds, BME and disabled residents all rated drug related offending above violent crime.
- The 35 – 64 year olds were the only group to feature diverting young people from offending within their top six.

The table below shows the top six priorities for different demographic groups. The categories have been colour coded to allow for easier comparison between groups. A full breakdown of all priorities for each group can be found in appendix 2.

Priority	All respondents	FEMALES	MALES	WHITE	BME	Under 16 years	16 - 34 years	35 - 64 years	Over 65 years	DISABILITY	NO DISABILITY
1	Anti Social Behaviour	Anti Social Behaviour	Anti Social Behaviour	Anti Social Behaviour	Anti Social Behaviour	Violent crime	Anti Social Behaviour	Anti Social Behaviour	Anti Social Behaviour	Anti Social Behaviour	Anti Social Behaviour
2	Alcohol related crime / ASB	Alcohol related crime / ASB	Alcohol related crime / ASB	Alcohol related crime / ASB	Alcohol related crime / ASB	Drug related offending	Alcohol related crime / ASB	Alcohol related crime / ASB	Alcohol related crime / ASB	Alcohol related crime / ASB	Alcohol related crime / ASB
3	Violent crime	Violent crime	Violent crime	Violent crime	Drug related offending	Anti Social Behaviour	Violent crime	Violent crime	Drug related offending	Drug related offending	Violent crime
4	Drug related offending	Drug related offending	Drug related offending	Drug related offending	Criminal Damage	Criminal Damage	Domestic Violence	Drug related offending	Violent crime	Violent crime	Drug related offending
5	Criminal Damage	Domestic Violence	Criminal Damage	Criminal Damage	Violent crime	Domestic Violence	Drug related offending	Criminal Damage	Dwelling burglary	Criminal Damage	Criminal Damage
6	Domestic Violence	Criminal Damage	Robbery	Domestic Violence	Robbery	Alcohol related crime / ASB	Criminal Damage	Diverting young people from offending	Criminal Damage	Dwelling burglary	Domestic Violence

The ASB priorities by the same demographic groups also differed. The headline findings are summarised below:

- Although males and females choose the same top six categories, females rated poor parental responsibility higher and males rated people being drunk and rowdy higher.
- BME residents and the under 16s were the only groups not to feature poor parental responsibility in the top six, but to include prostitution. Of note 49% of all BME respondents were aged under 16 years so their responses are likely to correlate highly.
- The under 16s were the only group to include throwing missiles in the top six.
- The 35 – 64 year olds rated poor parental responsibility highest of all groups.
- Litter and dog fouling were particular issues for respondents aged over 65 years. These categories also featured in the top six for disabled respondents.
- The over 65 year olds rated alcohol misuse lower than any other group.

The table below shows the top six ASB priorities for different demographic groups colour coded to allow for easier comparison. A full breakdown of all priorities for each group can be found in appendix 3.

Priority	All respondents	FEMALES	MALES	WHITE	BME	Under 16 years	16 - 34 years	35 - 64 years	Over 65 years	DISABILITY	NO DISABILITY
1	Vandalism	Vandalism	Vandalism	Vandalism	Alcohol misuse	Vandalism	Alcohol misuse	Vandalism	Vandalism	Vandalism	Vandalism
2	Alcohol misuse	Alcohol misuse	Alcohol misuse	Alcohol misuse	Vandalism	Alcohol misuse	Poor parental responsibility	People being drunk rowdy	Littering / dumping rubbish	Alcohol misuse	Alcohol misuse
3	People being drunk rowdy	Poor parental responsibility	People being drunk rowdy	People being drunk rowdy	People being drunk rowdy	Threats / verbal abuse	Vandalism	Alcohol misuse	Dog fouling	Poor parental responsibility	People being drunk rowdy
4	Poor parental responsibility	Threats / verbal abuse	Threats / verbal abuse	Poor parental responsibility	Prostitution	Prostitution	Threats / verbal abuse	Poor parental responsibility	People being drunk rowdy	People being drunk rowdy	Poor parental responsibility
5	Threats / verbal abuse	Street drinking	Street drinking	Threats / verbal abuse	Threats / verbal abuse	People being drunk rowdy	Street drinking	Street drinking	Alcohol misuse	Dog fouling	Threats / verbal abuse
6	Street drinking	People being drunk rowdy	Poor parental responsibility	Street drinking	Street drinking	Throwing missiles	People being drunk rowdy	Threats / verbal abuse	Poor parental responsibility	Littering / dumping rubbish	Street drinking

The priorities have also been analysed by whether the respondent had read the magazine or not, and if they then felt more safe, less or no difference after reading the magazine. This analysis found that:

- Those who had read the magazine included dwelling burglary as the sixth priority, although this only then featured in the top six for those who felt less safe after reading the magazine and not for those who felt more safe or no difference.
- Those who had not read the magazine placed more emphasis on domestic violence.
- The top six ASB priorities were the same across all groups, albeit in different orders.

A full breakdown of these groups is attached in appendix 4.

Priority	All respondents	Had NOT read magazine	Had read magazine	Felt MORE safe after reading magazine	Felt LESS safe after reading magazine	Felt no difference after reading magazine
1	Anti Social Behaviour	Anti Social Behaviour	Anti Social Behaviour	Anti Social Behaviour	Drug related offending	Anti Social Behaviour
2	Alcohol related crime / ASB	Alcohol related crime / ASB	Alcohol related crime / ASB	Alcohol related crime / ASB	Anti Social Behaviour	Violent crime
3	Violent crime	Violent crime	Violent crime	Violent crime	Violent crime	Alcohol related crime / ASB
4	Drug related offending	Drug related offending	Drug related offending	Drug related offending	Alcohol related crime / ASB	Drug related offending
5	Criminal Damage	Domestic Violence	Criminal Damage	Criminal Damage	Domestic Violence	Criminal Damage
6	Domestic Violence	Criminal Damage	Dwelling burglary	Diverting young people from offending	Dwelling burglary	Diverting young people from offending

Priority	All respondents	Had NOT read magazine	Had read magazine	Felt MORE safe after reading magazine	Felt LESS safe after reading magazine	Felt no difference after reading magazine
1	Vandalism	Alcohol misuse	Vandalism	Vandalism	Threats / verbal abuse	Vandalism
2	Alcohol misuse	Vandalism	Poor parental responsibility	Alcohol misuse	People being drunk rowdy	Poor parental responsibility
3	People being drunk rowdy	Poor parental responsibility	Alcohol misuse	Poor parental responsibility	Street drinking	Alcohol misuse
4	Poor parental responsibility	Threats / verbal abuse	People being drunk rowdy	People being drunk rowdy	Alcohol misuse	People being drunk rowdy
5	Threats / verbal abuse	People being drunk rowdy	Street drinking	Street drinking	Poor parental responsibility	Street drinking
6	Street drinking	Street drinking	Threats / verbal abuse	Threats / verbal abuse	Vandalism	Threats / verbal abuse

Analysis by the ward of the respondents' home address has been conducted and results are summarised below. Of note the wards have been categorised into Local Area Partnership Boards and aggregated to provide an overall for each of the four area boards. A category for respondents who did not live in Stockton has also been included. Full results are shown in appendix 5.

- ASB was the top priority for all wards except Grange field. As previously stated 74% of all respondents from Grange field ward were aged under 16 years and this age group also rated violent crime as the top priority.
- Dwelling burglary was a key priority in four wards, all of which are considered quite affluent; Billingham North, Northern Parishes, Hartburn and Yarm.
- Robbery was a key concern in 5 wards; Bishopsgarth & Elmtree, Norton North, Parkfield & Oxbridge, Ingleby Barwick East and Yarm, as well as for the Western Area Partnership overall and for those who did not live in Stockton.
- Diverting young people from offending was a key priority for seven wards and for the Billingham Area Partnership overall; Billingham Central, Billingham South, Billingham West, Hardwick, Ingleby Barwick West, Mandale & Victoria and Stainsby Hill.

Key findings for ASB priorities by ward are:

- Prostitution was a key concern in three wards; Grange field, Parkfield & Oxbridge, and Western Parishes. This was also a key concern for those aged under 16 which is the majority of Grange field respondents and also for BME residents who predominantly lived in Parkfield & Oxbridge. Responses were particularly low for Western Parishes and these results may not be representative of the ward as a whole.
- Dog fouling was a concern in Billingham South, Bishopsgarth & Elmtree, Norton South and Ingleby Barwick West.
- Although littering was not in the overall top six it did feature for eight wards and for Western Area Partnership; Billingham East, Northern Parishes, Hardwick, Roseworth, Ingleby Barwick East, Ingleby Barwick West, Stainsby Hill and Yarm.
- Throwing missiles only features in the top six for Fairfield ward.

WARD / AREA	PRIORITY					
	1	2	3	4	5	6
Billingham Central	Anti Social Behaviour	Alcohol related crime / ASB	Drug related offending	Violent crime	Diverting young people from offending	Criminal Damage
Billingham East	Anti Social Behaviour	Violent crime	Alcohol related crime / ASB	Drug related offending	Criminal Damage	Domestic Violence
Billingham North	Anti Social Behaviour	Alcohol related crime / ASB	Violent crime	Drug related offending	Criminal Damage	Dwelling burglary
Billingham South	Anti Social Behaviour	Alcohol related crime / ASB	Violent crime	Drug related offending	Diverting young people from offending	Domestic Violence
Billingham West	Anti Social Behaviour	Alcohol related crime / ASB	Drug related offending	Violent crime	Diverting young people from offending	Criminal Damage
Northern Parishes	Anti Social Behaviour	Alcohol related crime / ASB	Violent crime	Drug related offending	Criminal Damage	Dwelling burglary
BILLINGHAM AREA PARTNERSHIP	Anti Social Behaviour	Alcohol related crime / ASB	Violent crime	Drug related offending	Criminal Damage	Diverting young people from offending
Bishopsgarth and Elm Tree	Anti Social Behaviour	Violent crime	Alcohol related crime / ASB	Drug related offending	Robbery	Criminal Damage
Fairfield	Anti Social Behaviour	Violent crime	Alcohol related crime / ASB	Drug related offending	Criminal Damage	Domestic Violence
Grangefield	Violent crime	Anti Social Behaviour	Drug related offending	Alcohol related crime / ASB	Criminal Damage	Domestic Violence
Hardwick	Anti Social Behaviour	Alcohol related crime / ASB	Drug related offending	Violent crime	Criminal Damage	Diverting young people from offending
Hartburn	Anti Social Behaviour	Alcohol related crime / ASB	Violent crime	Criminal Damage	Drug related offending	Dwelling burglary
Newtown	Anti Social Behaviour	Alcohol related crime / ASB	Drug related offending	Domestic Violence	Violent crime	Criminal Damage
Norton North	Anti Social Behaviour	Alcohol related crime / ASB	Violent crime	Drug related offending	Criminal Damage	Robbery
Norton South	Anti Social Behaviour	Violent crime	Alcohol related crime / ASB	Criminal Damage	Drug related offending	Domestic Violence
Norton West	Anti Social Behaviour	Alcohol related crime / ASB	Violent crime	Drug related offending	Criminal Damage	Domestic Violence
Parkfield and Oxbridge	Anti Social Behaviour	Alcohol related crime / ASB	Drug related offending	Violent crime	Criminal Damage	Robbery
Roseworth	Anti Social Behaviour	Drug related offending	Violent crime	Alcohol related crime / ASB	Criminal Damage	Domestic Violence
Stockton Town Centre	Anti Social Behaviour	Alcohol related crime / ASB	Drug related offending	Violent crime	Criminal Damage	Domestic Violence
CENTRAL AREA PARTNERSHIP	Anti Social Behaviour	Alcohol related crime / ASB	Violent crime	Drug related offending	Criminal Damage	Domestic Violence
Ingleby Barwick East	Anti Social Behaviour	Violent crime	Alcohol related crime / ASB	Drug related offending	Criminal Damage	Robbery
Ingleby Barwick West	Anti Social Behaviour	Violent crime	Alcohol related crime / ASB	Criminal Damage	Drug related offending	Diverting young people from offending
Mandale and Victoria	Anti Social Behaviour	Alcohol related crime / ASB	Violent crime	Drug related offending	Domestic Violence	Diverting young people from offending
Stainsby Hill	Anti Social Behaviour	Alcohol related crime / ASB	Criminal Damage	Diverting young people from offending	Domestic Violence	Violent crime
Village	Anti Social Behaviour	Alcohol related crime / ASB	Violent crime	Drug related offending	Criminal Damage	Domestic Violence
EASTERN AREA PARTNERSHIP	Anti Social Behaviour	Alcohol related crime / ASB	Violent crime	Drug related offending	Criminal Damage	Domestic Violence
Eaglescliffe	Anti Social Behaviour	Drug related offending	Violent crime	Alcohol related crime / ASB	Criminal Damage	Domestic Violence
Western Parishes	Anti Social Behaviour	Drug related offending	Violent crime	Alcohol related crime / ASB	Criminal Damage	Domestic Violence
Yarm	Anti Social Behaviour	Violent crime	Alcohol related crime / ASB	Drug related offending	Dwelling burglary	Robbery
WESTERN AREA PARTNERSHIP	Anti Social Behaviour	Violent crime	Alcohol related crime / ASB	Drug related offending	Criminal Damage	Robbery
Out of Stockton Borough	Anti Social Behaviour	Alcohol related crime / ASB	Violent crime	Domestic Violence	Drug related offending	Robbery
OVERALL TOTAL	Anti Social Behaviour	Alcohol related crime / ASB	Violent crime	Drug related offending	Criminal Damage	Domestic Violence

WARD / AREA	PRIORITY					
	1	2	3	4	5	6
Billingham Central	Vandalism	Alcohol misuse	Poor parental responsibility	People being drunk rowdy	Street drinking	Threats / verbal abuse
Billingham East	Vandalism	Alcohol misuse	People being drunk rowdy	Street drinking	Threats / verbal abuse	Littering / dumping rubbish
Billingham North	Vandalism	People being drunk rowdy	Alcohol misuse	Street drinking	Threats / verbal abuse	Poor parental responsibility
Billingham South	Vandalism	Poor parental responsibility	Dog fouling	Alcohol misuse	Street drinking	Threats / verbal abuse
Billingham West	Vandalism	Alcohol misuse	Poor parental responsibility	People being drunk rowdy	Street drinking	Threats / verbal abuse
Northern Parishes	Vandalism	Alcohol misuse	People being drunk rowdy	Poor parental responsibility	Littering / dumping rubbish	Threats / verbal abuse
BILLINGHAM AREA PARTNERSHIP	Vandalism	Alcohol misuse	People being drunk rowdy	Street drinking	Poor parental responsibility	Threats / verbal abuse
Bishopsgarth and Elm Tree	Vandalism	Poor parental responsibility	Threats / verbal abuse	Alcohol misuse	People being drunk rowdy	Dog fouling
Fairfield	Alcohol misuse	Vandalism	Threats / verbal abuse	Poor parental responsibility	People being drunk rowdy	Throwing missiles
Grangefield	Vandalism	Alcohol misuse	Prostitution	Threats / verbal abuse	People being drunk rowdy	Poor parental responsibility
Hardwick	Alcohol misuse	Street drinking	Vandalism	Poor parental responsibility	Littering / dumping rubbish	People being drunk rowdy
Hartburn	Vandalism	Alcohol misuse	People being drunk rowdy	Threats / verbal abuse	Street drinking	Poor parental responsibility
Newtown	Poor parental responsibility	Alcohol misuse	Street drinking	Vandalism	People being drunk rowdy	Threats / verbal abuse
Norton North	Alcohol misuse	Poor parental responsibility	Street drinking	People being drunk rowdy	Vandalism	Threats / verbal abuse
Norton South	Poor parental responsibility	Vandalism	People being drunk rowdy	Alcohol misuse	Threats / verbal abuse	Dog fouling
Norton West	Vandalism	Alcohol misuse	Poor parental responsibility	Threats / verbal abuse	People being drunk rowdy	Street drinking
Parkfield and Oxbridge	Alcohol misuse	Street drinking	People being drunk rowdy	Vandalism	Prostitution	Threats / verbal abuse
Roseworth	Vandalism	Poor parental responsibility	Alcohol misuse	People being drunk rowdy	Threats / verbal abuse	Littering / dumping rubbish
Stockton Town Centre	Street drinking	Alcohol misuse	People being drunk rowdy	Poor parental responsibility	Threats / verbal abuse	Vandalism
CENTRAL AREA PARTNERSHIP	Alcohol misuse	Vandalism	People being drunk rowdy	Poor parental responsibility	Threats / verbal abuse	Street drinking
Ingleby Barwick East	Vandalism	Poor parental responsibility	Alcohol misuse	People being drunk rowdy	Threats / verbal abuse	Littering / dumping rubbish
Ingleby Barwick West	Vandalism	Poor parental responsibility	Threats / verbal abuse	Alcohol misuse	Littering / dumping rubbish	Dog fouling
Mandale and Victoria	Alcohol misuse	Poor parental responsibility	People being drunk rowdy	Street drinking	Vandalism	Threats / verbal abuse
Stainsby Hill	People being drunk rowdy	Alcohol misuse	Vandalism	Poor parental responsibility	Threats / verbal abuse	Littering / dumping rubbish
Village	Poor parental responsibility	Vandalism	Threats / verbal abuse	Alcohol misuse	People being drunk rowdy	Street drinking
EASTERN AREA PARTNERSHIP	Vandalism	Poor parental responsibility	Alcohol misuse	People being drunk rowdy	Threats / verbal abuse	Street drinking
Eaglescliffe	Vandalism	Alcohol misuse	Threats / verbal abuse	People being drunk rowdy	Poor parental responsibility	Street drinking
Western Parishes	Vandalism	Alcohol misuse	Street drinking	People being drunk rowdy	Poor parental responsibility	Prostitution
Yarm	Vandalism	People being drunk rowdy	Threats / verbal abuse	Littering / dumping rubbish	Alcohol misuse	Poor parental responsibility
WESTERN AREA PARTNERSHIP	Vandalism	Alcohol misuse	Threats / verbal abuse	People being drunk rowdy	Poor parental responsibility	Littering / dumping rubbish
Out of Stockton Borough	Alcohol misuse	Vandalism	Threats / verbal abuse	Poor parental responsibility	People being drunk rowdy	Street drinking
OVERALL TOTAL	Vandalism	Alcohol misuse	People being drunk rowdy	Poor parental responsibility	Threats / verbal abuse	Street drinking

Qualitative analysis

Analysis of the comments made on the forms and also the remarks by those who selected 'other' as a priority reveal that parking issues, especially on pavements, youths congregating and off road bikes are of concern to some residents and a more visible police presence on the streets is ranked highly. The most common comments by a long way was that all of the categories should be a priority or that respondents had really struggled to make a choice on what should not be a priority. They were various negative comments about the structure of the survey as well as criticisms of the magazine (too much jargon, abbreviations and graphs) although the most common negative comments were from respondents who felt that the magazine was a waste of money, especially in the current economic climate and that the money would be better spent on interventions to tackle crime and ASB. Some suggestions made were to make use of existing publications and to only publish online in the future. There was however some praise for the magazine from residents who appreciated the information. There were many positive comments relating to the work of agencies involved and some encouraging words for SSP to keep up the good work!

Summary

It is clear that anti social behaviour is by far and away the most pressing concern for residents and visitors to the Borough. Crime and ASB associated with alcohol is the second top priority overall, and the importance of alcohol was further emphasised in that three of the top six ASB categories relate to problems with alcohol. Violence continues to be a key concern for residents despite the fact that violent crime has reduced by a third over the last three years and that we have the lowest level of violence in the Tees Valley. Also on the theme of violent crime, domestic violence is also a top priority for respondents. Drug related offending is still a high priority for residents, as is criminal damage which was rated fifth overall and vandalism is the top ASB category. It seems respondents felt that most ASB is youth related given that poor parental responsibility is ranked in the top six ASB categories and there were various comments about youths congregating. The category of diverting young people from offending was rated highly by many residents which is also closely related.

Appendix 2 – full results by demographic category

Gender

FEMALES	SHOULD	SHOULD NOT	NET
Anti Social Behaviour	1,618	116	1,502
Alcohol related crime / ASB	1,338	140	1,198
Violent crime	1,175	80	1,095
Drug related offending	1,108	92	1,016
Domestic Violence	1,009	153	856
Criminal Damage	897	144	753
Diverting YP from offending	860	280	580
Robbery	674	113	561
Arson / deliberate fires	663	177	486
Dwelling burglary	585	153	432
Road safety / speeding	576	412	164
Vehicle crime	401	241	160
Preventing violent extremism	328	223	105
Victim / witness support	425	320	105
Hate crime	403	319	84
Reducing reoffending	355	301	54
OTHER	19	21	-2
Providing reassurance	171	488	-317
Business / retail crime	168	622	-454
Illicit tobacco	178	941	-763
Cycling on pavements	211	1,403	-1,192

MALES	SHOULD	SHOULD NOT	NET
Anti Social Behaviour	1,231	141	1,090
Alcohol related crime / ASB	1,037	173	864
Violent crime	910	72	838
Drug related offending	832	129	703
Criminal Damage	802	141	661
Robbery	617	99	518
Domestic Violence	601	176	425
Diverting YP from offending	648	257	391
Arson / deliberate fires	566	189	377
Dwelling burglary	506	152	354
Vehicle crime	380	165	215
Preventing violent extremism	331	185	146
Hate crime	361	280	81
Victim / witness support	354	310	44
Reducing reoffending	276	271	5
OTHER	18	18	0
Road safety / speeding	336	434	-98
Providing reassurance	151	473	-322
Business / retail crime	179	582	-403
Illicit tobacco	151	744	-593
Cycling on pavements	184	1,213	-1,029

GENDER UNKNOWN	SHOULD	SHOULD NOT	NET
Anti Social Behaviour	302	27	275
Alcohol related crime / ASB	255	28	227
Violent crime	223	12	211
Drug related offending	205	15	190
Robbery	136	13	123
Dwelling burglary	138	16	122
Diverting YP from offending	168	48	120
Criminal Damage	154	35	119
Domestic Violence	129	37	92
Arson / deliberate fires	113	37	76
Vehicle crime	87	41	46
Preventing violent extremism	74	50	24
Hate crime	72	60	12
Reducing reoffending	71	60	11
OTHER	1	5	-4
Road safety / speeding	82	90	-8
Victim / witness support	68	76	-8
Business / retail crime	42	126	-84
Providing reassurance	28	123	-95
Illicit tobacco	33	183	-150
Cycling on pavements	51	253	-202

Ethnicity

WHITE	SHOULD	SHOULD NOT	NET
Anti Social Behaviour	2,446	226	2,220
Alcohol related crime / ASB	2,004	261	1,743
Violent crime	1,852	118	1,734
Drug related offending	1,694	189	1,505
Criminal Damage	1,454	225	1,229
Domestic Violence	1,358	286	1,072
Robbery	1,108	185	923
Diverting YP from offending	1,305	478	827
Arson / deliberate fires	1,041	296	745
Dwelling burglary	992	247	745
Vehicle crime	664	343	321
Preventing violent extremism	582	354	228
Victim / witness support	670	563	107
Hate crime	609	512	97
Reducing reoffending	550	505	45
Road safety / speeding	786	759	27
OTHER	34	37	-3
Providing reassurance	266	872	-606
Business / retail crime	282	1,052	-770
Illicit tobacco	281	1,496	-1,215
Cycling on pavements	358	2,292	-1,934

BME	SHOULD	SHOULD NOT	NET
Anti Social Behaviour	147	22	125
Alcohol related crime / ASB	129	23	106
Drug related offending	95	17	78
Criminal Damage	96	20	76
Violent crime	88	16	72
Robbery	73	14	59
Hate crime	88	31	57
Domestic Violence	76	26	50
Arson / deliberate fires	75	27	48
Preventing violent extremism	48	18	30
Diverting YP from offending	58	29	29
Dwelling burglary	44	23	21
Road safety / speeding	51	37	14
Vehicle crime	46	33	13
OTHER	1	3	-2
Victim / witness support	36	41	-5
Reducing reoffending	26	42	-16
Business / retail crime	32	56	-24
Illicit tobacco	25	60	-35
Providing reassurance	17	60	-43
Cycling on pavements	20	120	-100

Ethnicity Unknown	SHOULD	SHOULD NOT	NET
Anti Social Behaviour	558	36	522
Alcohol related crime / ASB	497	57	440
Violent crime	368	30	338
Drug related offending	356	30	326
Domestic Violence	305	54	251
Diverting YP from offending	313	78	235
Criminal Damage	303	75	228
Robbery	246	26	220
Arson / deliberate fires	226	80	146
Dwelling burglary	193	51	142
Vehicle crime	158	71	87
Reducing reoffending	126	85	41
Victim / witness support	141	102	39
Hate crime	139	116	23
Preventing violent extremism	103	86	17
Road safety / speeding	157	140	17
OTHER	3	4	-1
Providing reassurance	67	152	-85
Business / retail crime	75	222	-147
Illicit tobacco	56	312	-256
Cycling on pavements	68	457	-389

Appendix 2 continued

Age groups & disability

<i>Under 16 years</i>	<i>SHOULD</i>	<i>SHOULD NOT</i>	<i>NET</i>
Violent crime	533	92	441
Drug related offending	522	100	422
Anti Social Behaviour	597	188	409
Criminal Damage	502	146	356
Domestic Violence	460	107	353
Alcohol related crime / ASB	521	177	344
Robbery	428	116	312
Arson / deliberate fires	461	153	308
Preventing violent extremism	222	105	117
Diverting YP from offending	317	207	110
Hate crime	313	210	103
Road safety / speeding	278	221	57
Dwelling burglary	171	134	37
Vehicle crime	170	149	21
OTHER	13	21	-8
Victim / witness support	189	254	-65
Reducing reoffending	137	216	-79
Illicit tobacco	186	314	-128
Providing reassurance	91	285	-194
Business / retail crime	126	346	-220
Cycling on pavements	112	811	-699

<i>16 - 34 years</i>	<i>SHOULD</i>	<i>SHOULD NOT</i>	<i>NET</i>
Anti Social Behaviour	803	43	760
Alcohol related crime / ASB	680	66	614
Violent crime	573	34	539
Domestic Violence	523	66	457
Drug related offending	479	57	422
Criminal Damage	472	75	397
Robbery	353	42	311
Diverting YP from offending	410	114	296
Arson / deliberate fires	324	96	228
Dwelling burglary	248	89	159
Vehicle crime	230	82	148
Victim / witness support	251	122	129
Reducing reoffending	198	104	94
Hate crime	225	145	80
Preventing violent extremism	166	90	76
OTHER	8	4	4
Road safety / speeding	196	251	-55
Providing reassurance	90	212	-122
Business / retail crime	94	310	-216
Illicit tobacco	56	487	-431
Cycling on pavements	46	731	-685

<i>35 - 64 years</i>	<i>SHOULD</i>	<i>SHOULD NOT</i>	<i>NET</i>
Anti Social Behaviour	1,332	28	1,304
Alcohol related crime / ASB	1,103	60	1,043
Violent crime	939	29	910
Drug related offending	865	53	812
Criminal Damage	631	68	563
Diverting YP from offending	727	180	547
Dwelling burglary	576	73	503
Domestic Violence	614	134	480
Robbery	499	46	453
Arson / deliberate fires	407	101	306
Vehicle crime	365	155	210
Reducing reoffending	299	232	67
Victim / witness support	302	238	64
Preventing violent extremism	258	208	50
Hate crime	235	202	33
OTHER	12	15	-3
Road safety / speeding	327	381	-54
Providing reassurance	113	449	-336
Business / retail crime	134	514	-380
Illicit tobacco	92	835	-743
Cycling on pavements	128	1,074	-946

<i>Over 65 years</i>	<i>SHOULD</i>	<i>SHOULD NOT</i>	<i>NET</i>
Anti Social Behaviour	347	15	332
Alcohol related crime / ASB	254	29	225
Drug related offending	237	16	221
Violent crime	218	6	212
Dwelling burglary	204	17	187
Criminal Damage	202	16	186
Diverting YP from offending	183	67	116
Robbery	119	14	105
Road safety / speeding	170	66	104
Arson / deliberate fires	125	37	88
Domestic Violence	110	51	59
Vehicle crime	89	49	40
Preventing violent extremism	72	41	31
Victim / witness support	81	73	8
OTHER	5	3	2
Reducing reoffending	56	66	-10
Hate crime	49	81	-32
Cycling on pavements	140	194	-54
Providing reassurance	47	117	-70
Business / retail crime	25	127	-102
Illicit tobacco	19	195	-176

<i>DISABILITY</i>	<i>SHOULD</i>	<i>SHOULD NOT</i>	<i>NET</i>
Anti Social Behaviour	242	20	222
Alcohol related crime / ASB	200	25	175
Drug related offending	179	13	166
Violent crime	161	12	149
Criminal Damage	136	21	115
Dwelling burglary	130	18	112
Arson / deliberate fires	108	32	76
Robbery	88	17	71
Diverting YP from offending	124	57	67
Domestic Violence	99	41	58
Road safety / speeding	93	53	40
Vehicle crime	62	35	27
Preventing violent extremism	49	31	18
Victim / witness support	66	51	15
OTHER	3	4	-1
Reducing reoffending	47	50	-3
Hate crime	47	57	-10
Providing reassurance	29	75	-46
Business / retail crime	34	94	-60
Cycling on pavements	79	150	-71
Illicit tobacco	16	145	-129

<i>NO DISABILITY</i>	<i>SHOULD</i>	<i>SHOULD NOT</i>	<i>NET</i>
Anti Social Behaviour	2,625	232	2,393
Alcohol related crime / ASB	2,209	274	1,935
Violent crime	1,960	139	1,821
Drug related offending	1,786	197	1,589
Criminal Damage	1,544	256	1,288
Domestic Violence	1,483	290	1,193
Robbery	1,188	192	996
Diverting YP from offending	1,409	470	939
Arson / deliberate fires	1,109	329	780
Dwelling burglary	990	267	723
Vehicle crime	732	355	377
Preventing violent extremism	620	384	236
Hate crime	690	540	150
Victim / witness support	704	591	113
Reducing reoffending	606	516	90
OTHER	30	35	-5
Road safety / speeding	802	814	-12
Providing reassurance	273	924	-651
Business / retail crime	310	1,119	-809
Illicit tobacco	298	1,576	-1,278
Cycling on pavements	305	2,474	-2,169

Appendix 3 – full ASB results by demographic category

Gender

FEMALE	SHOULD	SHOULD NOT	NET
Vandalism	1,018	149	869
Alcohol misuse	1,036	194	842
Poor parental responsibility	1,077	242	835
Threats / verbal abuse	874	124	750
Street drinking	935	259	676
People being drunk rowdy	884	212	672
Littering / dumping rubbish	723	314	409
Dog fouling	885	573	312
Prostitution	682	397	285
Throwing missiles	502	252	250
Noise nuisance	581	389	192
Fly tipping	521	380	141
Kerb crawling	577	490	87
OTHER	26	17	9
Graffiti	484	499	-15
Trespassing	237	548	-311
Abandoned cars	246	777	-531
Begging	349	962	-613

MALE	SHOULD	SHOULD NOT	NET
Vandalism	881	141	740
Alcohol misuse	857	193	664
People being drunk rowdy	780	180	600
Threats / verbal abuse	624	145	479
Street drinking	710	252	458
Poor parental responsibility	688	248	440
Littering / dumping rubbish	565	264	301
Throwing missiles	489	208	281
Dog fouling	660	502	158
Fly tipping	435	363	72
Prostitution	445	386	59
Graffiti	469	419	50
Noise nuisance	431	396	35
OTHER	28	18	10
Kerb crawling	376	469	-93
Trespassing	203	500	-297
Abandoned cars	259	648	-389
Begging	313	827	-514

GENDER UNKNOWN	SHOULD	SHOULD NOT	NET
Vandalism	220	26	194
Alcohol misuse	220	40	180
People being drunk rowdy	197	20	177
Poor parental responsibility	191	54	137
Street drinking	176	41	135
Threats / verbal abuse	147	20	127
Littering / dumping rubbish	165	63	102
Noise nuisance	128	61	67
Fly tipping	135	70	65
Dog fouling	159	102	57
Throwing missiles	90	36	54
Graffiti	97	89	8
OTHER	9	1	8
Prostitution	83	91	-8
Kerb crawling	87	103	-16
Trespassing	40	111	-71
Begging	72	182	-110
Abandoned cars	38	152	-114

Ethnicity

BME	SHOULD	SHOULD NOT	NET
Alcohol misuse	109	13	96
Vandalism	98	24	74
People being drunk rowdy	83	16	67
Prostitution	86	24	62
Threats / verbal abuse	65	20	45
Street drinking	75	34	41
Littering / dumping rubbish	73	39	34
Dog fouling	88	57	31
Throwing missiles	55	33	22
Graffiti	70	54	16
Kerb crawling	53	37	16
Poor parental responsibility	59	47	12
OTHER	2	3	-1
Noise nuisance	48	54	-6
Fly tipping	37	46	-9
Trespassing	28	47	-19
Abandoned cars	29	84	-55
Begging	36	97	-61

WHITE	SHOULD	SHOULD NOT	NET
Vandalism	1713	221	1492
Alcohol misuse	1649	329	1320
People being drunk rowdy	1478	329	1149
Poor parental responsibility	1562	417	1145
Threats / verbal abuse	1316	238	1078
Street drinking	1404	424	980
Littering / dumping rubbish	1152	494	658
Throwing missiles	867	396	471
Dog fouling	1333	901	432
Fly tipping	863	627	236
Prostitution	937	705	232
Noise nuisance	872	669	203
OTHER	51	28	23
Graffiti	789	780	9
Kerb crawling	803	852	-49
Trespassing	370	902	-532
Abandoned cars	417	1246	-829
Begging	576	1558	-982

Ethnicity unknown	SHOULD	SHOULD NOT	NET
Alcohol misuse	355	85	270
Poor parental responsibility	335	80	255
Street drinking	342	94	248
Vandalism	308	71	237
People being drunk rowdy	300	67	233
Threats / verbal abuse	264	31	233
Littering / dumping rubbish	228	108	120
Noise nuisance	220	123	97
Throwing missiles	159	67	92
Dog fouling	283	219	64
Fly tipping	191	140	51
Prostitution	187	145	42
Graffiti	191	173	18
Kerb crawling	184	173	11
OTHER	10	5	5
Trespassing	82	210	-128
Abandoned cars	97	247	-150
Begging	122	316	-194

Appendix 3 continued

Age groups & disability

<i>Under 16 years</i>	<i>SHOULD</i>	<i>SHOULD NOT</i>	<i>NET</i>
Vandalism	514	125	389
Alcohol misuse	471	145	326
Threats / verbal abuse	399	112	287
Prostitution	444	158	286
People being drunk rowdy	381	155	226
Throwing missiles	376	168	208
Poor parental responsibility	329	169	160
Street drinking	366	218	148
Kerb crawling	367	231	136
Graffiti	379	301	78
Littering / dumping rubbish	286	232	54
OTHER	22	17	5
Dog fouling	341	366	-25
Fly tipping	182	257	-75
Trespassing	174	299	-125
Noise nuisance	134	376	-242
Abandoned cars	174	445	-271
Begging	194	565	-371

<i>16 - 34 years</i>	<i>SHOULD</i>	<i>SHOULD NOT</i>	<i>NET</i>
Alcohol misuse	549	113	436
Poor parental responsibility	517	101	416
Vandalism	458	84	374
Threats / verbal abuse	417	44	373
Street drinking	470	123	347
People being drunk rowdy	412	125	287
Prostitution	342	172	170
Throwing missiles	259	103	156
Littering / dumping rubbish	313	159	154
Dog fouling	376	300	76
Noise nuisance	259	196	63
Fly tipping	239	218	21
Kerb crawling	247	227	20
OTHER	10	5	5
Graffiti	237	237	0
Trespassing	118	262	-144
Abandoned cars	144	375	-231
Begging	162	458	-296

<i>35 - 64 years</i>	<i>SHOULD</i>	<i>SHOULD NOT</i>	<i>NET</i>
Vandalism	858	76	782
People being drunk rowdy	813	96	717
Alcohol misuse	830	127	703
Poor parental responsibility	851	196	655
Street drinking	753	157	596
Threats / verbal abuse	667	86	581
Littering / dumping rubbish	589	192	397
Noise nuisance	570	200	370
Dog fouling	691	400	291
Fly tipping	481	258	223
Throwing missiles	323	168	155
OTHER	18	10	8
Graffiti	311	336	-25
Prostitution	333	412	-79
Kerb crawling	325	460	-135
Trespassing	147	450	-303
Abandoned cars	163	567	-404
Begging	255	744	-489

<i>over 65 years</i>	<i>SHOULD</i>	<i>SHOULD NOT</i>	<i>NET</i>
Vandalism	252	20	232
Littering / dumping rubbish	233	32	201
Dog fouling	255	83	172
People being drunk rowdy	197	27	170
Alcohol misuse	198	35	163
Poor parental responsibility	222	62	160
Street drinking	184	40	144
Fly tipping	167	56	111
Noise nuisance	145	60	85
Threats / verbal abuse	123	43	80
Throwing missiles	95	48	47
OTHER	10	2	8
Graffiti	93	109	-16
Prostitution	77	104	-27
Kerb crawling	88	118	-30
Begging	109	155	-46
Trespassing	35	127	-92
Abandoned cars	48	156	-108

<i>DISABILITY</i>	<i>SHOULD</i>	<i>SHOULD NOT</i>	<i>NET</i>
Vandalism	168	21	147
Alcohol misuse	160	32	128
Poor parental responsibility	168	44	124
People being drunk rowdy	140	28	112
Dog fouling	165	66	99
Littering / dumping rubbish	130	35	95
Street drinking	126	39	87
Threats / verbal abuse	113	28	85
Fly tipping	104	44	60
Noise nuisance	106	57	49
Throwing missiles	81	44	37
OTHER	7	5	2
Graffiti	78	79	-1
Kerb crawling	70	82	-12
Prostitution	60	83	-23
Trespassing	37	73	-36
Begging	78	132	-54
Abandoned cars	53	115	-62

<i>NO DISABILITY</i>	<i>SHOULD</i>	<i>SHOULD NOT</i>	<i>NET</i>
Vandalism	1775	257	1518
Alcohol misuse	1765	351	1414
People being drunk rowdy	1571	339	1232
Poor parental responsibility	1628	444	1184
Threats / verbal abuse	1394	237	1157
Street drinking	1531	460	1071
Littering / dumping rubbish	1193	536	657
Throwing missiles	904	404	500
Dog fouling	1376	1017	359
Prostitution	1049	703	346
Fly tipping	884	681	203
Noise nuisance	919	716	203
Graffiti	872	826	46
OTHER	45	25	20
Kerb crawling	889	871	18
Trespassing	389	988	-599
Abandoned cars	430	1326	-896
Begging	577	1676	-1099

Appendix 4 – full breakdown of priorities by whether the respondent had read the magazine or not and feelings of safety

Overall priorities

<i>Had read magazine</i>	<i>SHOULD</i>	<i>SHOULD NOT</i>	<i>NET</i>	<i>Had NOT read magazine</i>	<i>SHOULD</i>	<i>SHOULD NOT</i>	<i>NET</i>
Anti Social Behaviour	1,072	66	1,006	Anti Social Behaviour	1,636	152	1,484
Alcohol related crime / ASB	853	78	775	Alcohol related crime / ASB	1,402	193	1,209
Violent crime	792	36	756	Violent crime	1,183	94	1,089
Drug related offending	769	51	718	Drug related offending	1,083	134	949
Criminal Damage	601	66	535	Domestic Violence	991	172	819
Dwelling burglary	512	79	433	Criminal Damage	965	187	778
Diverting YP from offending	600	177	423	Robbery	749	117	632
Domestic Violence	511	131	380	Diverting YP from offending	867	309	558
Robbery	441	62	379	Arson / deliberate fires	719	215	504
Arson / deliberate fires	403	118	285	Dwelling burglary	584	171	413
Vehicle crime	292	153	139	Vehicle crime	456	211	245
Reducing reoffending	278	193	85	Preventing violent extremism	389	230	159
Preventing violent extremism	230	155	75	Hate crime	452	318	134
Road safety / speeding	352	334	18	Victim / witness support	469	339	130
Hate crime	237	232	5	Reducing reoffending	336	324	12
OTHER	9	5	4	Road safety / speeding	459	470	-11
Victim / witness support	250	247	3	OTHER	17	32	-15
Providing reassurance	128	400	-272	Providing reassurance	150	543	-393
Business / retail crime	108	456	-348	Business / retail crime	215	684	-469
Illicit tobacco	98	696	-598	Illicit tobacco	184	933	-749
Cycling on pavements	189	935	-746	Cycling on pavements	175	1,482	-1,307

ASB Priorities

<i>Had read magazine</i>	<i>SHOULD</i>	<i>SHOULD NOT</i>	<i>NET</i>	<i>Had NOT read magazine</i>	<i>SHOULD</i>	<i>SHOULD NOT</i>	<i>NET</i>
Vandalism	805	77	728	Alcohol misuse	1,132	240	892
Poor parental responsibility	754	174	580	Vandalism	1,046	181	865
Alcohol misuse	694	115	579	Poor parental responsibility	1,009	262	747
People being drunk rowdy	651	109	542	Threats / verbal abuse	868	141	727
Street drinking	631	145	486	People being drunk rowdy	960	239	721
Threats / verbal abuse	557	106	451	Street drinking	950	314	636
Littering / dumping rubbish	558	189	369	Littering / dumping rubbish	710	341	369
Dog fouling	614	338	276	Throwing missiles	592	270	322
Noise nuisance	463	240	223	Prostitution	676	429	247
Fly tipping	437	216	221	Dog fouling	877	636	241
Throwing missiles	321	148	173	Fly tipping	533	442	91
Prostitution	349	313	36	Graffiti	587	504	83
OTHER	22	8	14	Noise nuisance	531	468	63
Graffiti	300	328	-28	Kerb crawling	546	540	6
Kerb crawling	329	366	-37	OTHER	31	26	5
Trespassing	129	409	-280	Trespassing	276	592	-316
Abandoned cars	152	547	-395	Abandoned cars	298	814	-516
Begging	239	638	-399	Begging	386	1,054	-668

Appendix 4 continued– full breakdown of priorities by feelings of safety after reading the magazine

Overall priorities

<i>Felt MORE safe after reading magazine</i>	<i>SHOULD</i>	<i>SHOULD NOT</i>	<i>NET</i>
Anti Social Behaviour	410	21	389
Alcohol related crime / ASB	353	29	324
Violent crime	290	13	277
Drug related offending	289	19	270
Criminal Damage	229	28	201
Diverting YP from offending	236	62	174
Robbery	165	21	144
Domestic Violence	192	58	134
Dwelling burglary	180	47	133
Arson / deliberate fires	154	45	109
Preventing violent extremism	93	48	45
Reducing reoffending	105	72	33
Vehicle crime	101	73	28
Road safety / speeding	146	119	27
Victim / witness support	102	98	4
OTHER	5	3	2
Hate crime	86	89	-3
Providing reassurance	53	159	-106
Business / retail crime	36	192	-156
Illicit tobacco	37	257	-220
Cycling on pavements	66	354	-288

<i>Felt LESS safe after reading magazine</i>	<i>SHOULD</i>	<i>SHOULD NOT</i>	<i>NET</i>
Drug related offending	22	5	17
Anti Social Behaviour	29	13	16
Violent crime	23	8	15
Alcohol related crime / ASB	21	9	12
Domestic Violence	13	3	10
Dwelling burglary	13	3	10
Preventing violent extremism	14	5	9
Diverting YP from offending	17	9	8
Criminal Damage	13	9	4
Robbery	10	6	4
Hate crime	9	6	3
OTHER	0	0	0
Arson / deliberate fires	10	11	-1
Victim / witness support	9	10	-1
Road safety / speeding	11	14	-3
Vehicle crime	8	11	-3
Providing reassurance	9	13	-4
Reducing reoffending	6	10	-4
Illicit tobacco	6	19	-13
Cycling on pavements	11	27	-16
Business / retail crime	4	22	-18

<i>Felt no difference after reading magazine</i>	<i>SHOULD</i>	<i>SHOULD NOT</i>	<i>NET</i>
Anti Social Behaviour	596	31	565
Violent crime	452	15	437
Alcohol related crime / ASB	447	39	408
Drug related offending	429	25	404
Criminal Damage	342	29	313
Diverting YP from offending	327	103	224
Dwelling burglary	298	29	269
Domestic Violence	290	66	224
Robbery	250	34	216
Arson / deliberate fires	231	61	170
Road safety / speeding	185	192	-7
Vehicle crime	174	65	109
Reducing reoffending	157	110	47
Hate crime	139	134	5
Victim / witness support	131	137	-6
Preventing violent extremism	116	97	19
Cycling on pavements	101	528	-427
Business / retail crime	63	234	-171
Providing reassurance	61	218	-157
Illicit tobacco	52	400	-348
OTHER	4	2	2

ASB Priorities

<i>Felt MORE safe after reading magazine</i>	<i>SHOULD</i>	<i>SHOULD NOT</i>	<i>NET</i>
Vandalism	319	30	289
Alcohol misuse	281	45	236
Poor parental responsibility	286	68	218
People being drunk rowdy	246	34	212
Street drinking	242	50	192
Threats / verbal abuse	207	49	158
Littering / dumping rubbish	221	65	156
Dog fouling	226	123	103
Fly tipping	163	84	79
Noise nuisance	165	99	66
Throwing missiles	125	66	59
Prostitution	133	114	19
OTHER	9	2	7
Graffiti	123	119	4
Kerb crawling	124	141	-17
Trespassing	34	162	-128
Abandoned cars	66	223	-157
Begging	72	252	-180

<i>Felt LESS safe after reading magazine</i>	<i>SHOULD</i>	<i>SHOULD NOT</i>	<i>NET</i>
Threats / verbal abuse	26	4	22
People being drunk rowdy	22	6	16
Street drinking	20	5	15
Alcohol misuse	21	9	12
Poor parental responsibility	20	8	12
Dog fouling	20	11	9
Littering / dumping rubbish	16	8	8
Throwing missiles	13	6	7
Vandalism	19	13	6
Fly tipping	15	10	5
Noise nuisance	16	12	4
OTHER	0	0	0
Prostitution	11	13	-2
Kerb crawling	9	12	-3
Graffiti	9	15	-6
Trespassing	8	14	-6
Begging	9	22	-13
Abandoned cars	5	22	-17

<i>Felt no difference after reading magazine</i>	<i>SHOULD</i>	<i>SHOULD NOT</i>	<i>NET</i>
Vandalism	440	32	408
Poor parental responsibility	424	94	330
Alcohol misuse	369	58	311
People being drunk rowdy	360	67	293
Street drinking	350	86	264
Threats / verbal abuse	308	50	258
Littering / dumping rubbish	299	110	189
Dog fouling	347	194	153
Noise nuisance	261	121	140
Fly tipping	245	118	127
Throwing missiles	176	74	102
Prostitution	192	179	13
OTHER	13	6	7
Kerb crawling	183	205	-22
Graffiti	157	187	-30
Trespassing	83	224	-141
Begging	152	344	-192
Abandoned cars	77	286	-209

Appendix 5 – full results by ward and Area Partnership Board – overall crime priorities

<i>Billingham Central</i>	<i>SHOULD</i>	<i>SHOULD NOT</i>	<i>NET</i>
Anti Social Behaviour	62	1	61
Alcohol related crime / ASB	44	1	43
Drug related offending	45	3	42
Violent crime	40	1	39
Diverting YP from offending	39	1	38
Criminal Damage	28	3	25
Domestic Violence	25	6	19
Dwelling burglary	24	6	18
Robbery	19	2	17
Arson / deliberate fires	16	9	7
Vehicle crime	15	8	7
Victim / witness support	15	10	5
Hate crime	15	11	4
Preventing violent extremism	10	7	3
Road safety / speeding	18	15	3
OTHER	3	1	2
Reducing reoffending	10	9	1
Providing reassurance	8	17	-9
Illicit tobacco	7	32	-25
Business / retail crime	6	32	-26
Cycling on pavements	9	47	-38

<i>Billingham East</i>	<i>SHOULD</i>	<i>SHOULD NOT</i>	<i>NET</i>
Anti Social Behaviour	67	1	66
Violent crime	54	0	54
Alcohol related crime / ASB	53	5	48
Drug related offending	48	4	44
Criminal Damage	47	6	41
Domestic Violence	38	8	30
Arson / deliberate fires	32	6	26
Dwelling burglary	26	3	23
Diverting YP from offending	33	13	20
Robbery	20	2	18
Vehicle crime	22	10	12
Reducing reoffending	14	14	0
OTHER	0	0	0
Victim / witness support	18	19	-1
Road safety / speeding	23	25	-2
Preventing violent extremism	11	14	-3
Hate crime	10	21	-11
Providing reassurance	7	24	-17
Business / retail crime	4	27	-23
Illicit tobacco	6	40	-34
Cycling on pavements	8	68	-60

<i>Billingham North</i>	<i>SHOULD</i>	<i>SHOULD NOT</i>	<i>NET</i>
Anti Social Behaviour	83	2	81
Alcohol related crime / ASB	75	7	68
Violent crime	69	1	68
Drug related offending	63	3	60
Criminal Damage	49	3	46
Dwelling burglary	42	3	39
Robbery	41	2	39
Domestic Violence	43	9	34
Arson / deliberate fires	33	8	25
Diverting YP from offending	40	22	18
Preventing violent extremism	24	9	15
Victim / witness support	25	14	11
Vehicle crime	21	12	9
Reducing reoffending	25	18	7
Hate crime	21	22	-1
OTHER	1	2	-1
Road safety / speeding	26	30	-4
Business / retail crime	12	36	-24
Providing reassurance	9	37	-28
Illicit tobacco	8	71	-63
Cycling on pavements	5	88	-83

<i>Billingham South</i>	<i>SHOULD</i>	<i>SHOULD NOT</i>	<i>NET</i>
Anti Social Behaviour	48	2	46
Alcohol related crime / ASB	42	4	38
Violent crime	37	0	37
Drug related offending	31	1	30
Diverting YP from offending	28	4	24
Domestic Violence	27	5	22
Criminal Damage	22	4	18
Robbery	17	0	17
Dwelling burglary	19	4	15
Arson / deliberate fires	20	6	14
Road safety / speeding	20	11	9
Vehicle crime	10	3	7
Victim / witness support	10	8	2
Preventing violent extremism	7	6	1
OTHER	0	1	-1
Hate crime	8	10	-2
Reducing reoffending	9	14	-5
Business / retail crime	5	13	-8
Providing reassurance	4	15	-11
Illicit tobacco	1	32	-31
Cycling on pavements	5	44	-39

<i>Billingham West</i>	<i>SHOULD</i>	<i>SHOULD NOT</i>	<i>NET</i>
Anti Social Behaviour	41	1	40
Alcohol related crime / ASB	36	3	33
Drug related offending	31	1	30
Violent crime	31	3	28
Diverting YP from offending	27	6	21
Criminal Damage	19	2	17
Robbery	18	2	16
Dwelling burglary	16	2	14
Domestic Violence	19	6	13
Arson / deliberate fires	13	2	11
Victim / witness support	15	5	10
Vehicle crime	11	9	2
Reducing reoffending	10	10	0
OTHER	0	0	0
Road safety / speeding	13	14	-1
Preventing violent extremism	8	12	-4
Providing reassurance	7	11	-4
Hate crime	5	13	-8
Business / retail crime	6	19	-13
Illicit tobacco	2	29	-27
Cycling on pavements	3	40	-37

<i>Bishopsgarth and Elm Tree</i>	<i>SHOULD</i>	<i>SHOULD NOT</i>	<i>NET</i>
Anti Social Behaviour	105	4	101
Violent crime	74	3	71
Alcohol related crime / ASB	74	11	63
Drug related offending	66	11	55
Robbery	46	6	40
Criminal Damage	51	14	37
Diverting YP from offending	51	18	33
Domestic Violence	46	13	33
Dwelling burglary	33	8	25
Arson / deliberate fires	36	15	21
Vehicle crime	28	9	19
Preventing violent extremism	26	13	13
Victim / witness support	29	24	5
Hate crime	23	21	2
OTHER	2	1	1
Road safety / speeding	30	31	-1
Reducing reoffending	14	21	-7
Providing reassurance	15	26	-11
Business / retail crime	17	35	-18
Illicit tobacco	3	60	-57
Cycling on pavements	21	85	-64

<i>Eaglescliffe</i>	SHOULD	SHOULD NOT	NET
Anti Social Behaviour	201	35	166
Drug related offending	154	13	141
Violent crime	156	15	141
Alcohol related crime / ASB	162	27	135
Criminal Damage	147	25	122
Domestic Violence	142	21	121
Robbery	120	18	102
Arson / deliberate fires	118	44	74
Diverting YP from offending	104	38	66
Preventing violent extremism	64	32	32
Vehicle crime	63	37	26
Dwelling burglary	66	42	24
Road safety / speeding	83	66	17
Hate crime	72	56	16
Reducing reoffending	49	48	1
Victim / witness support	55	57	-2
OTHER	2	4	-2
Providing reassurance	32	73	-41
Illicit tobacco	42	108	-66
Business / retail crime	23	97	-74
Cycling on pavements	33	231	-198

<i>Fairfield</i>	SHOULD	SHOULD NOT	NET
Anti Social Behaviour	107	15	92
Violent crime	86	5	81
Alcohol related crime / ASB	78	11	67
Drug related offending	66	7	59
Criminal Damage	60	8	52
Domestic Violence	64	13	51
Robbery	53	5	48
Dwelling burglary	48	9	39
Diverting YP from offending	62	24	38
Arson / deliberate fires	44	17	27
Road safety / speeding	32	25	7
Vehicle crime	26	21	5
Reducing reoffending	23	23	0
Hate crime	20	21	-1
OTHER	0	1	-1
Preventing violent extremism	18	20	-2
Victim / witness support	24	28	-4
Business / retail crime	10	40	-30
Providing reassurance	11	46	-35
Illicit tobacco	13	67	-54
Cycling on pavements	18	96	-78

<i>Grangefield</i>	SHOULD	SHOULD NOT	NET
Violent crime	236	22	214
Anti Social Behaviour	253	64	189
Drug related offending	210	25	185
Alcohol related crime / ASB	226	69	157
Criminal Damage	195	43	152
Domestic Violence	178	40	138
Arson / deliberate fires	176	44	132
Robbery	166	43	123
Dwelling burglary	95	37	58
Hate crime	128	72	56
Diverting YP from offending	135	80	55
Preventing violent extremism	77	42	35
Road safety / speeding	119	89	30
Vehicle crime	68	43	25
OTHER	7	8	-1
Victim / witness support	72	85	-13
Reducing reoffending	57	82	-25
Illicit tobacco	50	139	-89
Business / retail crime	47	142	-95
Providing reassurance	23	124	-101
Cycling on pavements	38	320	-282

<i>Hardwick</i>	SHOULD	SHOULD NOT	NET
Anti Social Behaviour	129	7	122
Alcohol related crime / ASB	98	16	82
Drug related offending	85	10	75
Violent crime	78	5	73
Criminal Damage	68	10	58
Diverting YP from offending	68	18	50
Domestic Violence	66	18	48
Arson / deliberate fires	50	8	42
Robbery	43	11	32
Dwelling burglary	44	15	29
Vehicle crime	40	13	27
Road safety / speeding	45	23	22
Victim / witness support	28	20	8
Hate crime	25	21	4
Preventing violent extremism	20	16	4
Reducing reoffending	23	26	-3
OTHER	1	5	-4
Providing reassurance	14	32	-18
Business / retail crime	10	53	-43
Illicit tobacco	13	61	-48
Cycling on pavements	16	98	-82

<i>Hartburn</i>	SHOULD	SHOULD NOT	NET
Anti Social Behaviour	111	3	108
Alcohol related crime / ASB	95	5	90
Violent crime	89	4	85
Criminal Damage	82	6	76
Drug related offending	83	11	72
Dwelling burglary	64	12	52
Diverting YP from offending	66	20	46
Robbery	50	7	43
Domestic Violence	55	16	39
Arson / deliberate fires	40	18	22
Reducing reoffending	36	21	15
Vehicle crime	28	19	9
Victim / witness support	36	27	9
Preventing violent extremism	22	19	3
OTHER	1	0	1
Hate crime	16	21	-5
Road safety / speeding	36	44	-8
Providing reassurance	17	50	-33
Business / retail crime	11	62	-51
Illicit tobacco	10	81	-71
Cycling on pavements	18	103	-85

<i>Ingleby Barwick East</i>	SHOULD	SHOULD NOT	NET
Anti Social Behaviour	87	8	79
Violent crime	72	5	67
Alcohol related crime / ASB	74	15	59
Drug related offending	58	12	46
Criminal Damage	55	10	45
Robbery	49	4	45
Dwelling burglary	46	11	35
Domestic Violence	45	13	32
Diverting YP from offending	43	19	24
Arson / deliberate fires	36	15	21
Vehicle crime	31	11	20
Preventing violent extremism	29	19	10
Road safety / speeding	29	26	3
Victim / witness support	27	25	2
OTHER	1	0	1
Reducing reoffending	13	19	-6
Hate crime	19	26	-7
Providing reassurance	11	31	-20
Business / retail crime	8	39	-31
Illicit tobacco	13	49	-36
Cycling on pavements	8	90	-82

Ingleby Barwick West	SHOULD	SHOULD NOT	NET
Anti Social Behaviour	95	4	91
Violent crime	70	1	69
Alcohol related crime / ASB	74	6	68
Criminal Damage	56	5	51
Drug related offending	53	6	47
Diverting YP from offending	54	9	45
Robbery	46	5	41
Domestic Violence	46	12	34
Dwelling burglary	42	8	34
Arson / deliberate fires	37	9	28
Vehicle crime	34	12	22
Preventing violent extremism	21	12	9
Reducing reoffending	18	14	4
OTHER	0	1	-1
Hate crime	18	21	-3
Victim / witness support	17	21	-4
Road safety / speeding	21	30	-9
Providing reassurance	8	30	-22
Business / retail crime	7	35	-28
Illicit tobacco	7	58	-51
Cycling on pavements	4	98	-94

Mandale and Victoria	SHOULD	SHOULD NOT	NET
Anti Social Behaviour	208	25	183
Alcohol related crime / ASB	189	28	161
Violent crime	142	25	117
Drug related offending	137	24	113
Domestic Violence	129	25	104
Diverting YP from offending	140	45	95
Robbery	112	17	95
Criminal Damage	122	37	85
Arson / deliberate fires	82	28	54
Dwelling burglary	81	30	51
Vehicle crime	75	35	40
Victim / witness support	76	44	32
Reducing reoffending	58	41	17
Preventing violent extremism	54	43	11
Hate crime	61	56	5
OTHER	3	5	-2
Road safety / speeding	58	64	-6
Providing reassurance	17	62	-45
Business / retail crime	26	114	-88
Illicit tobacco	24	133	-109
Cycling on pavements	24	184	-160

Newtown	SHOULD	SHOULD NOT	NET
Anti Social Behaviour	137	17	120
Alcohol related crime / ASB	107	29	78
Drug related offending	97	19	78
Domestic Violence	86	15	71
Violent crime	66	10	56
Criminal Damage	79	27	52
Diverting YP from offending	78	26	52
Robbery	60	18	42
Arson / deliberate fires	62	28	34
Dwelling burglary	44	15	29
Reducing reoffending	41	17	24
Road safety / speeding	48	27	21
Victim / witness support	42	24	18
Hate crime	42	26	16
Vehicle crime	24	18	6
OTHER	4	1	3
Preventing violent extremism	16	22	-6
Providing reassurance	19	32	-13
Business / retail crime	17	49	-32
Illicit tobacco	18	80	-62
Cycling on pavements	25	95	-70

Northern Parishes	SHOULD	SHOULD NOT	NET
Anti Social Behaviour	26	1	25
Alcohol related crime / ASB	24	1	23
Violent crime	24	1	23
Drug related offending	15	0	15
Criminal Damage	14	1	13
Dwelling burglary	13	1	12
Diverting YP from offending	13	3	10
Domestic Violence	11	1	10
Reducing reoffending	9	1	8
Arson / deliberate fires	5	0	5
Vehicle crime	5	1	4
Robbery	7	4	3
Victim / witness support	6	3	3
Business / retail crime	7	5	2
Preventing violent extremism	3	2	1
Road safety / speeding	7	7	0
OTHER	0	0	0
Hate crime	3	6	-3
Providing reassurance	2	9	-7
Illicit tobacco	2	13	-11
Cycling on pavements	2	26	-24

Norton North	SHOULD	SHOULD NOT	NET
Anti Social Behaviour	130	10	120
Alcohol related crime / ASB	102	13	89
Violent crime	92	8	84
Drug related offending	85	5	80
Criminal Damage	66	10	56
Robbery	56	7	49
Dwelling burglary	50	12	38
Domestic Violence	57	21	36
Diverting YP from offending	62	28	34
Arson / deliberate fires	44	13	31
Vehicle crime	42	18	24
Reducing reoffending	32	15	17
Victim / witness support	29	26	3
OTHER	3	0	3
Preventing violent extremism	25	28	-3
Road safety / speeding	39	42	-3
Hate crime	18	30	-12
Providing reassurance	14	37	-23
Business / retail crime	13	55	-42
Illicit tobacco	8	91	-83
Cycling on pavements	14	108	-94

Norton South	SHOULD	SHOULD NOT	NET
Anti Social Behaviour	87	6	81
Violent crime	63	2	61
Alcohol related crime / ASB	63	5	58
Criminal Damage	58	4	54
Drug related offending	53	4	49
Domestic Violence	50	11	39
Diverting YP from offending	46	10	36
Dwelling burglary	40	5	35
Robbery	34	4	30
Arson / deliberate fires	34	10	24
Vehicle crime	25	7	18
Preventing violent extremism	21	9	12
Reducing reoffending	27	15	12
Hate crime	19	14	5
Victim / witness support	16	14	2
Road safety / speeding	23	25	-2
OTHER	0	3	-3
Providing reassurance	11	36	-25
Business / retail crime	10	44	-34
Illicit tobacco	3	66	-63
Cycling on pavements	10	89	-79

Norton West	SHOULD	SHOULD NOT	NET
Anti Social Behaviour	87	2	85
Alcohol related crime / ASB	81	3	78
Violent crime	73	4	69
Drug related offending	70	6	64
Criminal Damage	57	7	50
Domestic Violence	48	12	36
Diverting YP from offending	48	13	35
Arson / deliberate fires	42	8	34
Dwelling burglary	35	10	25
Vehicle crime	29	9	20
Robbery	25	6	19
Victim / witness support	29	27	2
OTHER	2	1	1
Hate crime	19	19	0
Reducing reoffending	15	15	0
Preventing violent extremism	17	19	-2
Road safety / speeding	24	30	-6
Providing reassurance	10	35	-25
Business / retail crime	13	41	-28
Illicit tobacco	6	55	-49
Cycling on pavements	15	77	-62

Parkfield and Oxbridge	SHOULD	SHOULD NOT	NET
Anti Social Behaviour	149	13	136
Alcohol related crime / ASB	116	13	103
Drug related offending	113	10	103
Violent crime	94	8	86
Criminal Damage	90	11	79
Robbery	69	13	56
Diverting YP from offending	72	21	51
Domestic Violence	68	17	51
Arson / deliberate fires	69	19	50
Dwelling burglary	49	13	36
Preventing violent extremism	43	18	25
Vehicle crime	42	24	18
Road safety / speeding	52	42	10
Hate crime	44	35	9
Victim / witness support	34	32	2
OTHER	2	3	-1
Reducing reoffending	27	29	-2
Business / retail crime	23	58	-35
Providing reassurance	17	53	-36
Illicit tobacco	22	71	-49
Cycling on pavements	31	114	-83

Roseworth	SHOULD	SHOULD NOT	NET
Anti Social Behaviour	75	7	68
Drug related offending	46	4	42
Violent crime	47	5	42
Alcohol related crime / ASB	50	9	41
Criminal Damage	39	11	28
Domestic Violence	30	5	25
Robbery	32	8	24
Dwelling burglary	29	7	22
Arson / deliberate fires	29	8	21
Diverting YP from offending	37	16	21
Vehicle crime	19	7	12
Road safety / speeding	23	16	7
Hate crime	16	10	6
Victim / witness support	16	11	5
Preventing violent extremism	12	11	1
OTHER	1	1	0
Reducing reoffending	11	13	-2
Providing reassurance	12	22	-10
Business / retail crime	8	28	-20
Illicit tobacco	7	41	-34
Cycling on pavements	14	64	-50

Stainsby Hill	SHOULD	SHOULD NOT	NET
Anti Social Behaviour	77	3	74
Alcohol related crime / ASB	72	2	70
Criminal Damage	47	3	44
Diverting YP from offending	42	5	37
Domestic Violence	44	7	37
Violent crime	41	4	37
Drug related offending	38	3	35
Dwelling burglary	29	3	26
Robbery	25	4	21
Arson / deliberate fires	24	7	17
Victim / witness support	27	15	12
Preventing violent extremism	16	5	11
Road safety / speeding	23	14	9
Vehicle crime	18	9	9
Hate crime	14	11	3
Reducing reoffending	10	10	0
OTHER	1	1	0
Providing reassurance	10	16	-6
Illicit tobacco	15	26	-11
Business / retail crime	4	21	-17
Cycling on pavements	12	48	-36

Stockton Town Centre	SHOULD	SHOULD NOT	NET
Anti Social Behaviour	172	17	155
Alcohol related crime / ASB	165	14	151
Drug related offending	114	11	103
Violent crime	106	9	97
Criminal Damage	106	15	91
Domestic Violence	83	18	65
Diverting YP from offending	87	29	58
Arson / deliberate fires	63	24	39
Robbery	47	9	38
Dwelling burglary	50	14	36
Vehicle crime	39	20	19
Hate crime	39	24	15
Preventing violent extremism	31	23	8
Victim / witness support	39	31	8
Reducing reoffending	35	31	4
OTHER	1	0	1
Road safety / speeding	34	45	-11
Business / retail crime	38	52	-14
Providing reassurance	16	42	-26
Illicit tobacco	13	87	-74
Cycling on pavements	36	135	-99

Village	SHOULD	SHOULD NOT	NET
Anti Social Behaviour	83	3	80
Alcohol related crime / ASB	72	9	63
Violent crime	56	2	54
Drug related offending	57	4	53
Criminal Damage	51	9	42
Domestic Violence	48	7	41
Diverting YP from offending	44	13	31
Arson / deliberate fires	34	5	29
Robbery	32	3	29
Dwelling burglary	28	6	22
Preventing violent extremism	19	7	12
Road safety / speeding	29	17	12
Victim / witness support	22	11	11
Vehicle crime	17	10	7
Hate crime	14	14	0
Reducing reoffending	16	16	0
OTHER	0	2	-2
Business / retail crime	6	22	-16
Providing reassurance	6	25	-19
Illicit tobacco	8	48	-40
Cycling on pavements	16	64	-48

Western Parishes	SHOULD	SHOULD NOT	NET
Anti Social Behaviour	53	10	43
Drug related offending	41	3	38
Violent crime	43	5	38
Alcohol related crime / ASB	39	6	33
Criminal Damage	35	5	30
Domestic Violence	28	5	23
Arson / deliberate fires	27	5	22
Robbery	27	5	22
Diverting YP from offending	24	12	12
Dwelling burglary	19	7	12
Preventing violent extremism	12	3	9
Vehicle crime	16	9	7
Road safety / speeding	18	16	2
Hate crime	16	15	1
Victim / witness support	16	16	0
OTHER	0	0	0
Illicit tobacco	11	15	-4
Reducing reoffending	10	14	-4
Business / retail crime	7	17	-10
Providing reassurance	8	23	-15
Cycling on pavements	7	49	-42

Yarm	SHOULD	SHOULD NOT	NET
Anti Social Behaviour	100	2	98
Violent crime	86	2	84
Alcohol related crime / ASB	81	7	74
Drug related offending	63	2	61
Dwelling burglary	58	7	51
Robbery	49	2	47
Diverting YP from offending	54	16	38
Criminal Damage	42	5	37
Domestic Violence	40	14	26
Arson / deliberate fires	33	9	24
Reducing reoffending	29	16	13
Vehicle crime	29	16	13
Hate crime	25	16	9
Victim / witness support	26	24	2
OTHER	1	0	1
Preventing violent extremism	15	16	-1
Road safety / speeding	33	37	-4
Business / retail crime	11	33	-22
Providing reassurance	4	40	-36
Illicit tobacco	12	73	-61
Cycling on pavements	16	92	-76

Out of Area	SHOULD	SHOULD NOT	NET
Anti Social Behaviour	307	16	291
Alcohol related crime / ASB	265	18	247
Violent crime	232	11	221
Domestic Violence	192	20	172
Drug related offending	178	25	153
Robbery	123	15	108
Criminal Damage	130	23	107
Arson / deliberate fires	115	26	89
Diverting YP from offending	142	60	82
Dwelling burglary	105	26	79
Hate crime	105	33	72
Preventing violent extremism	84	24	60
Vehicle crime	69	38	31
Victim / witness support	82	70	12
Reducing reoffending	68	63	5
OTHER	2	3	-1
Road safety / speeding	68	104	-36
Providing reassurance	30	112	-82
Business / retail crime	28	129	-101
Illicit tobacco	31	189	-158
Cycling on pavements	18	257	-239

Billingham APB	SHOULD	SHOULD NOT	NET
Anti Social Behaviour	327	8	319
Alcohol related crime / ASB	275	16	253
Violent crime	259	11	249
Drug related offending	228	12	221
Criminal Damage	204	21	160
Diverting YP from offending	167	22	131
Domestic Violence	151	23	128
Dwelling burglary	137	21	121
Robbery	132	34	110
Arson / deliberate fires	114	41	88
Vehicle crime	101	44	41
Victim / witness support	82	54	30
Preventing violent extremism	62	44	13
Reducing reoffending	67	55	11
Road safety / speeding	78	79	5
OTHER	38	46	0
Hate crime	62	85	-21
Providing reassurance	40	109	-76
Business / retail crime	32	139	-92
Illicit tobacco	25	217	-191
Cycling on pavements	32	313	-281

Central APB	SHOULD	SHOULD NOT	NET
Anti Social Behaviour	1542	165	1377
Alcohol related crime / ASB	1255	198	1057
Violent crime	1104	85	1019
Drug related offending	1088	123	965
Criminal Damage	951	166	785
Domestic Violence	831	199	632
Robbery	681	137	544
Diverting YP from offending	812	303	509
Arson / deliberate fires	689	212	477
Dwelling burglary	581	157	424
Vehicle crime	410	208	202
Hate crime	409	314	95
Preventing violent extremism	328	240	88
Road safety / speeding	505	439	66
Victim / witness support	394	349	45
Reducing reoffending	341	308	33
OTHER	24	24	0
Providing reassurance	179	535	-356
Business / retail crime	217	659	-442
Illicit tobacco	166	899	-733
Cycling on pavements	256	1384	-1128

Eastern APB	SHOULD	SHOULD NOT	NET
Anti Social Behaviour	550	43	507
Alcohol related crime / ASB	481	60	421
Violent crime	381	37	344
Drug related offending	343	49	294
Criminal Damage	331	64	267
Domestic Violence	312	64	248
Diverting YP from offending	323	91	232
Robbery	264	33	231
Dwelling burglary	226	58	168
Arson / deliberate fires	213	64	149
Vehicle crime	175	77	98
Preventing violent extremism	139	86	53
Victim / witness support	169	116	53
Reducing reoffending	115	100	15
Road safety / speeding	160	151	9
Hate crime	126	128	-2
OTHER	5	9	-4
Providing reassurance	52	164	-112
Business / retail crime	51	231	-180
Illicit tobacco	67	314	-247
Cycling on pavements	64	484	-420

Western APB	SHOULD	SHOULD NOT	NET
Anti Social Behaviour	354	47	307
Violent crime	285	22	263
Alcohol related crime / ASB	282	40	242
Drug related offending	258	18	240
Criminal Damage	224	35	189
Robbery	196	25	171
Domestic Violence	210	40	170
Arson / deliberate fires	178	58	120
Diverting YP from offending	182	66	116
Dwelling burglary	143	56	87
Vehicle crime	108	62	46
Preventing violent extremism	91	51	40
Hate crime	113	87	26
Road safety / speeding	134	119	15
Reducing reoffending	88	78	10
Victim / witness support	97	97	0
OTHER	3	4	-1
Providing reassurance	44	136	-92
Business / retail crime	41	147	-106
Illicit tobacco	65	196	-131
Cycling on pavements	56	372	-316

Appendix 5 continued– full results by ward and Area Partnership Board – ASB priorities

<i>Billingham Central</i>	<i>SHOULD</i>	<i>SHOULD NOT</i>	<i>NET</i>
Vandalism	45	4	41
Alcohol misuse	37	7	30
Poor parental responsibility	37	10	27
People being drunk rowdy	33	7	26
Street drinking	35	10	25
Threats / verbal abuse	29	4	25
Littering / dumping rubbish	31	11	20
Dog fouling	35	18	17
Noise nuisance	28	14	14
Fly tipping	20	10	10
Prostitution	20	13	7
Kerb crawling	19	14	5
Throwing missiles	16	13	3
OTHER	3	0	3
Graffiti	14	19	-5
Trespassing	9	22	-13
Begging	12	32	-20
Abandoned cars	7	28	-21

<i>Billingham East</i>	<i>SHOULD</i>	<i>SHOULD NOT</i>	<i>NET</i>
Vandalism	48	4	44
Alcohol misuse	42	5	37
People being drunk rowdy	44	11	33
Street drinking	43	11	32
Threats / verbal abuse	29	3	26
Littering / dumping rubbish	34	11	23
Poor parental responsibility	34	11	23
Dog fouling	40	22	18
Noise nuisance	21	10	11
Throwing missiles	20	9	11
Fly tipping	23	17	6
Graffiti	25	20	5
OTHER	6	1	5
Prostitution	23	19	4
Kerb crawling	19	29	-10
Trespassing	8	24	-16
Abandoned cars	9	39	-30
Begging	15	51	-36

<i>Billingham North</i>	<i>SHOULD</i>	<i>SHOULD NOT</i>	<i>NET</i>
Vandalism	69	6	63
People being drunk rowdy	62	10	52
Alcohol misuse	55	8	47
Street drinking	59	12	47
Threats / verbal abuse	55	10	45
Poor parental responsibility	56	16	40
Noise nuisance	41	20	21
Littering / dumping rubbish	37	18	19
Fly tipping	36	21	15
Dog fouling	42	33	9
Throwing missiles	23	16	7
Prostitution	30	24	6
Graffiti	28	26	2
Kerb crawling	32	31	1
OTHER	0	1	-1
Trespassing	11	33	-22
Abandoned cars	12	40	-28
Begging	14	60	-46

<i>Billingham South</i>	<i>SHOULD</i>	<i>SHOULD NOT</i>	<i>NET</i>
Vandalism	33	3	30
Poor parental responsibility	30	11	19
Dog fouling	29	11	18
Alcohol misuse	22	6	16
Street drinking	25	10	15
Threats / verbal abuse	22	7	15
People being drunk rowdy	20	6	14
Noise nuisance	17	8	9
Throwing missiles	13	5	8
Littering / dumping rubbish	14	7	7
Kerb crawling	13	10	3
Fly tipping	14	12	2
Prostitution	14	14	0
OTHER	0	0	0
Graffiti	12	15	-3
Trespassing	2	15	-13
Abandoned cars	8	25	-17
Begging	10	28	-18

<i>Billingham West</i>	<i>SHOULD</i>	<i>SHOULD NOT</i>	<i>NET</i>
Vandalism	31	1	30
Alcohol misuse	30	3	27
Poor parental responsibility	32	7	25
People being drunk rowdy	28	6	22
Street drinking	24	3	21
Threats / verbal abuse	24	5	19
Dog fouling	28	11	17
Littering / dumping rubbish	21	5	16
Noise nuisance	15	6	9
Throwing missiles	11	6	5
OTHER	2	0	2
Fly tipping	13	17	-4
Kerb crawling	6	12	-6
Prostitution	10	16	-6
Graffiti	8	16	-8
Trespassing	7	18	-11
Begging	9	27	-18
Abandoned cars	7	26	-19

<i>Bishopsgarth and Elm Tree</i>	<i>SHOULD</i>	<i>SHOULD NOT</i>	<i>NET</i>
Vandalism	66	7	59
Poor parental responsibility	64	12	52
Threats / verbal abuse	57	5	52
Alcohol misuse	59	20	39
People being drunk rowdy	56	21	35
Dog fouling	59	26	33
Littering / dumping rubbish	44	16	28
Street drinking	42	20	22
Noise nuisance	36	19	17
Graffiti	35	19	16
Throwing missiles	25	20	5
Fly tipping	31	27	4
OTHER	0	1	-1
Prostitution	27	36	-9
Kerb crawling	27	43	-16
Trespassing	16	35	-19
Begging	22	54	-32
Abandoned cars	16	51	-35

<i>Eaglescliffe</i>	SHOULD	SHOULD NOT	NET
Vandalism	194	21	173
Alcohol misuse	150	33	117
Threats / verbal abuse	134	35	99
People being drunk rowdy	119	33	86
Poor parental responsibility	113	44	69
Street drinking	111	50	61
Graffiti	118	60	58
Littering / dumping rubbish	110	52	58
Prostitution	109	60	49
Throwing missiles	88	49	39
Dog fouling	113	90	23
Kerb crawling	87	67	20
OTHER	2	1	1
Fly tipping	60	60	0
Noise nuisance	66	88	-22
Trespassing	45	82	-37
Abandoned cars	46	110	-64
Begging	45	142	-97

<i>Fairfield</i>	SHOULD	SHOULD NOT	NET
Alcohol misuse	74	13	61
Vandalism	70	13	57
Threats / verbal abuse	58	10	48
Poor parental responsibility	71	25	46
People being drunk rowdy	51	13	38
Throwing missiles	38	6	32
Street drinking	52	21	31
Dog fouling	67	38	29
Prostitution	41	22	19
Littering / dumping rubbish	40	24	16
Noise nuisance	29	22	7
OTHER	1	0	1
Fly tipping	29	33	-4
Kerb crawling	37	41	-4
Graffiti	28	40	-12
Trespassing	18	37	-19
Begging	27	60	-33
Abandoned cars	8	68	-60

<i>Grangefield</i>	SHOULD	SHOULD NOT	NET
Vandalism	202	38	164
Alcohol misuse	204	46	158
Prostitution	190	54	136
Threats / verbal abuse	171	38	133
People being drunk rowdy	171	61	110
Poor parental responsibility	172	62	110
Throwing missiles	158	50	108
Kerb crawling	150	79	71
Street drinking	160	90	70
Littering / dumping rubbish	121	87	34
OTHER	11	7	4
Fly tipping	83	92	-9
Dog fouling	129	148	-19
Graffiti	110	142	-32
Trespassing	64	115	-51
Noise nuisance	59	156	-97
Abandoned cars	56	163	-107
Begging	80	223	-143

<i>Hardwick</i>	SHOULD	SHOULD NOT	NET
Alcohol misuse	95	18	77
Street drinking	84	13	71
Vandalism	83	17	66
Poor parental responsibility	75	13	62
Littering / dumping rubbish	73	16	57
People being drunk rowdy	68	13	55
Dog fouling	79	35	44
Threats / verbal abuse	53	16	37
Fly tipping	53	27	26
Noise nuisance	49	25	24
Throwing missiles	34	12	22
OTHER	2	3	-1
Graffiti	35	37	-2
Trespassing	23	34	-11
Abandoned cars	28	51	-23
Prostitution	26	51	-25
Kerb crawling	27	60	-33
Begging	22	90	-68

<i>Hartburn</i>	SHOULD	SHOULD NOT	NET
Vandalism	87	8	79
Alcohol misuse	77	5	72
People being drunk rowdy	76	15	61
Threats / verbal abuse	64	7	57
Street drinking	75	23	52
Poor parental responsibility	70	29	41
Littering / dumping rubbish	53	21	32
Dog fouling	73	48	25
Noise nuisance	55	30	25
Throwing missiles	40	19	21
Fly tipping	37	29	8
Graffiti	35	33	2
OTHER	2	0	2
Prostitution	38	41	-3
Kerb crawling	30	50	-20
Trespassing	22	53	-31
Begging	30	70	-40
Abandoned cars	9	65	-56

<i>Ingleby Barwick East</i>	SHOULD	SHOULD NOT	NET
Vandalism	68	10	58
Poor parental responsibility	68	14	54
Alcohol misuse	60	14	46
People being drunk rowdy	50	8	42
Threats / verbal abuse	47	8	39
Littering / dumping rubbish	53	18	35
Street drinking	49	17	32
Noise nuisance	45	23	22
Graffiti	40	21	19
Dog fouling	51	34	17
Fly tipping	40	27	13
Throwing missiles	32	20	12
Prostitution	29	26	3
OTHER	1	1	0
Kerb crawling	33	37	-4
Trespassing	11	40	-29
Abandoned cars	17	52	-35
Begging	19	67	-48

<i>Ingleby Barwick West</i>	SHOULD	SHOULD NOT	NET
Vandalism	67	4	63
Poor parental responsibility	55	14	41
Threats / verbal abuse	46	7	39
Alcohol misuse	49	13	36
Littering / dumping rubbish	43	13	30
Dog fouling	58	29	29
People being drunk rowdy	44	15	29
Street drinking	41	15	26
Noise nuisance	33	15	18
Fly tipping	32	17	15
Graffiti	38	24	14
Throwing missiles	29	18	11
Prostitution	33	27	6
Kerb crawling	29	26	3
OTHER	3	0	3
Trespassing	16	29	-13
Abandoned cars	15	39	-24
Begging	20	57	-37

<i>Mandale and Victoria</i>	SHOULD	SHOULD NOT	NET
Alcohol misuse	143	34	109
Poor parental responsibility	137	33	104
People being drunk rowdy	124	26	98
Street drinking	144	49	95
Vandalism	110	33	77
Threats / verbal abuse	90	25	65
Throwing missiles	69	26	43
Prostitution	97	55	42
Noise nuisance	92	66	26
Graffiti	82	58	24
Littering / dumping rubbish	77	59	18
Fly tipping	68	58	10
Kerb crawling	80	77	3
OTHER	4	5	-1
Dog fouling	83	102	-19
Abandoned cars	44	124	-80
Trespassing	26	112	-86
Begging	47	148	-101

<i>Newtown</i>	SHOULD	SHOULD NOT	NET
Poor parental responsibility	80	20	60
Alcohol misuse	91	32	59
Street drinking	81	23	58
Vandalism	77	20	57
People being drunk rowdy	74	24	50
Threats / verbal abuse	54	16	38
Littering / dumping rubbish	63	27	36
Prostitution	51	35	16
Noise nuisance	51	38	13
Fly tipping	46	34	12
Dog fouling	66	57	9
Throwing missiles	33	24	9
OTHER	2	3	-1
Kerb crawling	39	45	-6
Graffiti	37	53	-16
Trespassing	17	41	-24
Begging	37	70	-33
Abandoned cars	26	70	-44

<i>Northern Parishes</i>	SHOULD	SHOULD NOT	NET
Vandalism	19	0	19
Alcohol misuse	18	0	18
People being drunk rowdy	14	1	13
Poor parental responsibility	19	6	13
Littering / dumping rubbish	12	2	10
Threats / verbal abuse	13	3	10
Street drinking	13	5	8
Fly tipping	10	5	5
Noise nuisance	9	4	5
Dog fouling	13	10	3
Graffiti	4	2	2
Kerb crawling	6	4	2
Prostitution	8	7	1
OTHER	0	0	0
Throwing missiles	4	7	-3
Trespassing	2	5	-3
Abandoned cars	3	8	-5
Begging	5	10	-5

<i>Norton North</i>	SHOULD	SHOULD NOT	NET
Alcohol misuse	85	17	68
Poor parental responsibility	78	11	67
Street drinking	79	18	61
People being drunk rowdy	76	17	59
Vandalism	65	9	56
Threats / verbal abuse	60	8	52
Throwing missiles	39	10	29
Littering / dumping rubbish	51	23	28
Fly tipping	46	32	14
Dog fouling	66	55	11
Noise nuisance	42	31	11
OTHER	2	0	2
Prostitution	41	54	-13
Graffiti	32	52	-20
Kerb crawling	31	53	-22
Trespassing	14	46	-32
Abandoned cars	26	59	-33
Begging	24	66	-42

<i>Norton South</i>	SHOULD	SHOULD NOT	NET
Poor parental responsibility	69	11	58
Vandalism	56	5	51
People being drunk rowdy	57	9	48
Alcohol misuse	55	10	45
Threats / verbal abuse	47	3	44
Dog fouling	63	23	40
Street drinking	44	14	30
Littering / dumping rubbish	42	19	23
Throwing missiles	25	10	15
Noise nuisance	28	16	12
Fly tipping	30	20	10
Prostitution	26	25	1
OTHER	2	3	-1
Graffiti	25	28	-3
Kerb crawling	22	36	-14
Begging	28	47	-19
Trespassing	10	35	-25
Abandoned cars	13	39	-26

Norton West	SHOULD	SHOULD NOT	NET
Vandalism	62	8	54
Alcohol misuse	60	12	48
Poor parental responsibility	63	15	48
Threats / verbal abuse	55	8	47
People being drunk rowdy	51	9	42
Street drinking	48	7	41
Dog fouling	64	24	40
Littering / dumping rubbish	47	8	39
Fly tipping	47	12	35
Noise nuisance	43	13	30
Throwing missiles	23	15	8
Graffiti	31	26	5
OTHER	1	1	0
Prostitution	24	31	-7
Kerb crawling	18	43	-25
Trespassing	10	37	-27
Abandoned cars	13	43	-30
Begging	19	59	-40

Parkfield and Oxbridge	SHOULD	SHOULD NOT	NET
Alcohol misuse	105	13	92
Street drinking	98	18	80
People being drunk rowdy	86	11	75
Vandalism	79	19	60
Prostitution	82	25	57
Threats / verbal abuse	66	9	57
Dog fouling	97	43	54
Littering / dumping rubbish	81	32	49
Poor parental responsibility	72	31	41
Throwing missiles	50	23	27
Kerb crawling	58	41	17
Noise nuisance	52	35	17
Fly tipping	51	40	11
OTHER	6	2	4
Graffiti	49	49	0
Trespassing	16	49	-33
Abandoned cars	25	75	-50
Begging	35	86	-51

Roseworth	SHOULD	SHOULD NOT	NET
Vandalism	46	5	41
Poor parental responsibility	46	12	34
Alcohol misuse	43	10	33
People being drunk rowdy	39	8	31
Threats / verbal abuse	32	5	27
Littering / dumping rubbish	38	12	26
Street drinking	36	10	26
Noise nuisance	30	14	16
Throwing missiles	24	10	14
Dog fouling	37	25	12
Fly tipping	24	19	5
OTHER	2	0	2
Prostitution	19	24	-5
Kerb crawling	21	30	-9
Graffiti	19	29	-10
Trespassing	12	23	-11
Abandoned cars	10	36	-26
Begging	24	51	-27

Stainsby Hill	SHOULD	SHOULD NOT	NET
People being drunk rowdy	44	3	41
Alcohol misuse	48	8	40
Vandalism	43	3	40
Poor parental responsibility	42	9	33
Threats / verbal abuse	35	4	31
Littering / dumping rubbish	36	10	26
Throwing missiles	31	9	22
Street drinking	32	11	21
Dog fouling	40	20	20
Kerb crawling	26	12	14
Fly tipping	26	16	10
Noise nuisance	22	14	8
Prostitution	20	13	7
OTHER	2	1	1
Graffiti	19	20	-1
Begging	23	26	-3
Trespassing	16	20	-4
Abandoned cars	15	23	-8

Stockton Town Centre	SHOULD	SHOULD NOT	NET
Street drinking	129	14	115
Alcohol misuse	131	20	111
People being drunk rowdy	111	18	93
Poor parental responsibility	97	26	71
Threats / verbal abuse	80	13	67
Vandalism	88	27	61
Dog fouling	80	55	25
Littering / dumping rubbish	62	41	21
Throwing missiles	36	28	8
Graffiti	60	53	7
Prostitution	45	40	5
Fly tipping	51	47	4
OTHER	3	1	2
Noise nuisance	49	50	-1
Kerb crawling	31	47	-16
Trespassing	18	49	-31
Abandoned cars	33	76	-43
Begging	39	88	-49

Village	SHOULD	SHOULD NOT	NET
Poor parental responsibility	63	11	52
Vandalism	58	8	50
Threats / verbal abuse	46	2	44
Alcohol misuse	53	12	41
People being drunk rowdy	46	9	37
Street drinking	40	11	29
Littering / dumping rubbish	38	13	25
Dog fouling	46	24	22
Noise nuisance	35	13	22
Throwing missiles	29	13	16
Prostitution	24	18	6
Fly tipping	24	20	4
Kerb crawling	23	20	3
OTHER	3	3	0
Graffiti	22	24	-2
Trespassing	14	21	-7
Begging	21	40	-19
Abandoned cars	12	39	-27

Western Parishes	SHOULD	SHOULD NOT	NET
Vandalism	37	4	33
Alcohol misuse	35	6	29
Street drinking	29	7	22
People being drunk rowdy	27	8	19
Poor parental responsibility	28	10	18
Prostitution	27	10	17
Throwing missiles	26	9	17
Threats / verbal abuse	25	9	16
Littering / dumping rubbish	26	12	14
Graffiti	19	12	7
Dog fouling	26	20	6
Fly tipping	20	14	6
Kerb crawling	19	17	2
OTHER	1	0	1
Noise nuisance	12	19	-7
Abandoned cars	10	28	-18
Trespassing	5	24	-19
Begging	10	40	-30

Yarm	SHOULD	SHOULD NOT	NET
Vandalism	90	3	87
People being drunk rowdy	67	10	57
Threats / verbal abuse	59	2	57
Littering / dumping rubbish	61	13	48
Alcohol misuse	53	14	39
Poor parental responsibility	55	18	37
Street drinking	41	16	25
Noise nuisance	40	20	20
Dog fouling	57	38	19
Fly tipping	40	23	17
Throwing missiles	31	16	15
OTHER	0	0	0
Graffiti	26	28	-2
Prostitution	34	36	-2
Kerb crawling	30	39	-9
Trespassing	8	42	-34
Begging	24	61	-37
Abandoned cars	5	52	-47

Out of Area	SHOULD	SHOULD NOT	NET
Alcohol misuse	198	38	160
Vandalism	185	31	154
Threats / verbal abuse	163	22	141
Poor parental responsibility	189	52	137
People being drunk rowdy	170	34	136
Street drinking	164	45	119
Throwing missiles	110	42	68
Littering / dumping rubbish	107	54	53
Noise nuisance	114	64	50
Fly tipping	108	64	44
Kerb crawling	101	73	28
Prostitution	100	76	24
Dog fouling	128	108	20
OTHER	1	2	-1
Graffiti	76	86	-10
Trespassing	52	89	-37
Abandoned cars	62	116	-54
Begging	56	175	-119

Billingham APB	SHOULD	SHOULD NOT	NET
Vandalism	245	18	227
Alcohol misuse	204	29	175
People being drunk rowdy	201	41	160
Street drinking	199	51	148
Poor parental responsibility	208	61	147
Threats / verbal abuse	172	32	140
Littering / dumping rubbish	149	54	95
Dog fouling	187	105	82
Noise nuisance	131	62	69
Fly tipping	116	82	34
Throwing missiles	87	56	31
Prostitution	105	93	12
OTHER	11	2	9
Kerb crawling	95	100	-5
Graffiti	91	98	-7
Trespassing	39	117	-78
Abandoned cars	46	166	-120
Begging	65	208	-143

Central APB	SHOULD	SHOULD NOT	NET
Alcohol misuse	1079	216	863
Vandalism	981	176	805
People being drunk rowdy	916	219	697
Poor parental responsibility	957	267	690
Threats / verbal abuse	797	138	659
Street drinking	928	271	657
Littering / dumping rubbish	715	326	389
Dog fouling	880	577	303
Throwing missiles	525	227	298
Prostitution	610	438	172
Fly tipping	528	412	116
Noise nuisance	523	449	74
OTHER	34	21	13
Graffiti	496	561	-65
Kerb crawling	491	568	-77
Trespassing	240	554	-314
Abandoned cars	263	796	-533
Begging	387	964	-577

Eastern APB	SHOULD	SHOULD NOT	NET
Vandalism	346	58	288
Poor parental responsibility	365	81	284
Alcohol misuse	353	81	272
People being drunk rowdy	308	61	247
Threats / verbal abuse	264	46	218
Street drinking	306	103	203
Littering / dumping rubbish	247	113	134
Throwing missiles	190	86	104
Noise nuisance	227	131	96
Dog fouling	278	209	69
Prostitution	203	139	64
Graffiti	201	147	54
Fly tipping	190	138	52
Kerb crawling	191	172	19
OTHER	13	10	3
Trespassing	83	222	-139
Abandoned cars	103	277	-174
Begging	130	338	-208

Western APB	SHOULD	SHOULD NOT	NET
Vandalism	321	28	293
Alcohol misuse	238	53	185
Threats / verbal abuse	218	46	172
People being drunk rowdy	213	51	162
Poor parental responsibility	196	72	124
Littering / dumping rubbish	197	77	120
Street drinking	181	73	108
Throwing missiles	145	74	71
Prostitution	170	106	64
Graffiti	163	100	63
Dog fouling	196	148	48
Fly tipping	120	97	23
Kerb crawling	136	123	13
OTHER	3	1	2
Noise nuisance	118	127	-9
Trespassing	58	148	-90
Abandoned cars	61	190	-129
Begging	79	243	-164